EZ-GRO

PRODUCT CATALOG

ez-gro.com

About Us

EZ-GRO specializes in the manufacturing and distribution of agricultural specialty nutrients and plant stimulators, offering a wide range of products for fruit, vegetable, turf and greenhouses. We pride ourselves on our unique formulations and ready-to-go programs.

Working with distributors to develop plant nutrition for private label customers, we care about getting the right products into the right hands. Our current push is certified organic and EPA/CFIA registered plant food, with staff solely committed to product registration at your disposal. We are also one of the few North American manufacturers that offer a full line of phosphite liquids.

EZ-GRO is truly a one-stop destination for product development and registration.



Contact Us

Higrocorp & EZ-Gro

Head Office

661 Justus Drive
Kingston, Ontario
K7M 4H5 Canada

Phone: 613-384-8882
Toll-free: 1-877-544-4769
Fax: 613-384-0662
Email: info@ez-gro.com

For more information or to locate a dealer or distributor near you:
Visit our website at **www.ez-gro.com** or call **1-877-544-4769**

Table of Contents

Organic Products

Nitogren 5-0-0 4
Potassium 0-0-5 5
Calcium-Magnesium 1-0-1 6
Organa ADD 2-0-0 7
Aminogro 13-0-0 8
EZ-Gro N 18-0-0 9
Fulvic Acid 0-0-3 10
Humic Acid 80% 0-0-5 11
Kelp Extract 0-0-16 12
Boron 8% 9-0-0 13
Calcium 10% 8-0-0 14
Copper 10% 10-0-0 15
Iron 10% 10-0-0 16
Magnesium 6% 9-0-0 17
Manganese 10% 10-0-0 18
Zinc 10% 10-0-0 19
Organic Powder Grow 9-1.5-7 20
Organic Powder Bloom 6-2-12 21
Organic Transplant Suspension 1-3-1 22
Organic Grow Suspension 3-1-1 23
Organic Bloom Suspension 1-2-4 24
Organic Calcium 6% 25
Organic Calcium Magnesium 26
Spurt 2-0-1 27
Phosphorus Suspension 0-3-0 28
EZ-Gro Yucca 29
Enzymatic Complex Water Conditioner 30
Organic Grow Powder 8-4-6 31
Organic Bloom Powder 6-8-12 32

CFIA Registered Agricultural Products

Quick Reference Product Chart 34

Rooting Products

Starters & Root Promoters

Rooting Powder (Soft Cuttings) 35
Rooting Powder (Medium Cuttings) 35
EZ-Root Gel 36
Gro-Root Gel 36
420 Rooting Gel 36

Liquids

Starters & Root Promoters

Sprout 37
5-15-5 RTC 38

Plant Growth Enhancers

Prime 39
Cyto 40
Cytokelp 41
TRIA 42
GA3 5% 43
MAX 44

Plant & Soil Protectants

Chitosan 45
Armour-L 0-0-15 46
SA-L 10% 47
JA 48
BR 49

Powders

Plant & Soil Supplements

Aminogro 13-0-0 50
N 18-0-0 51
Humic Acid (80%) 0-0-5 52
Fulvic Acid (70%) 0-0-3 53
Kelp Extract 0-0-16 54
Betaine 55
Armour-P 0-0-30 56
SA-P 72.5% 57

Amino Acid Chelates

Boron (B) 8% 9-0-0 59
Calcium (Ca) 10% 8-0-0 59
Copper (Cu) 10% 8-0-0 60
Iron (Fe) 10% 10-0-0 60
Magnesium (Mg) 6% 9-0-0 61
Manganese (Mn) 10% 10-0-0 61
Zinc (Zn) 10% 10-0-0 62

Bio-APP™

EZ-Gro Bio-APP™ 420 SA/SIL Hydroponics 63
EZ-Gro Bio-APP™ Betaine Max With Osmoprotectant 64
EZ-Gro Bio-APP™ Betaine Prime With Osmoprotectant 64
EZ-Gro Bio-APP™ Cab Pollinator 65
EZ-Gro Bio-APP™ Cal Boost (100% Organic) 65
EZ-Gro Bio-APP™ Cal Boost + Activators 66
EZ-Gro Bio-APP™ Chitocyto 66
EZ-Gro Bio-APP™ Chitomax 67
EZ-Gro Bio-APP™ Chitoprime 67
EZ-Gro Bio-APP™ Copper Secure 68
EZ-Gro Bio-APP™ Cyto-Betaine With Osmoprotectant 68
EZ-Gro Bio-APP™ Cyto-Boro Liquid Boron 69
EZ-Gro Bio-APP™ FE-SP Turf & Field With Osmoregulation 69
EZ-Gro Bio-APP™ GA3 Prime 70
EZ-Gro Bio-APP™ Power Blend FA 70
EZ-Gro Bio-APP™ SA/SIL (Field) 71
EZ-Gro Bio-APP™ SA/SIL (Turf) 71

Field Crop Programs

Cereal Crops 73
Cucurbit 74
Fruit Tree 75
Greenhouse & Field Vegetable 76
Leafy Vegetables & Brassica 77
Oil Seeds & Pulse Crops 78
Root & Tuber Vegetables 79

ORGANIC
PRODUCTS

NITROGEN 5-0-0

Description

Nature's Nectar Nitrogen is suitable for organic use, contains no sediment and has been manufactured so all nutrients are instantly available to your plant. Nature's Nectar Nitrogen can be used in conjunction with the full Nature's Nectar line for a complete feeding program or as a standalone nitrogen supplement. Nature's Nectar: for exceptional growth, quality and yield.

Guaranteed Analysis

Total Nitrogen (N)..... 5%
5% Water Soluble Nitrogen

Derived From

Soy Protein Hydrolysate

Advantages

Replaces Synthetic Nitrogen Sources
Completely Solubilized
Easy Application
Improves Soil Condition

Available Sizes

1 L / 1 Quart
4L / 1 Gallon
20L / 5 Gallon
200L / 55 Gallon
1000L / 265 Gallon

Usage Tips

- Always add nutrients to water. Never pre-mix nutrients.
- Always check and adjust pH accordingly.
- Clean all equipment between grow cycles.
- Change reservoir weekly.

Usage Instructions:

Hydroponic, Coco, and Soilless Medium Directions:

- Vegetative stage and General Purpose: Use at a rate of 2ml per litre (1.6tsp per gallon) of water once per week or with every feeding.
- Flowering Stage and Heavy Fruiting: Use at a rate of 4ml per litre (3.2tsp per gallon) of water once per week or with every feeding.

Soil Directions:

- Vegetative stage and General Purpose: Use at a rate of 2ml per litre (1.6tsp per gallon) of water twice per week.
- Flowering Stage and Heavy Fruiting: Use at a rate of 4ml per litre (3.2tsp per gallon) of water twice per week.

Foliar Application:

To green plant leaves, use at a rate of 1ml per litre (0.8tsp per gallon) of water and mist leaves once per week.

POTASSIUM
0-0-5

APPROVED BY ECO CERT

Description

Nature's Nectar Potassium is suitable for organic use, contains no sediment and has been manufactured so all nutrients are instantly available to your plant. Nature's Nectar Potassium can be used in conjunction with the full Nature's Nectar line for a complete feeding program or as a standalone potassium supplement.

Nature's Nectar: for exceptional growth, quality and yield.

Guaranteed Analysis

Soluble Potash (K2O)..... 5%

Derived From

Kelp Extract (Ascophyllum Nodosum), Potassium Hydroxide

Advantages

Fast Release Potassium
Completely Solubilized

Available Sizes

1 L / 1 Quart
4L / 1 Gallon
20L / 5 Gallon
200L / 55 Gallon
1000L / 265 Gallon

Usage Tips

- Always add nutrients to water. Never pre-mix nutrients.
- Always check and adjust pH accordingly.
- Clean all equipment between grow cycles.
- Change reservoir weekly.

Usage Instructions:

Hydroponic, Coco, and Soilless Medium Directions:

- Vegetative stage and General Purpose: Use at a rate of 3ml per litre (2.4tsp per gallon) of water once per week or with every feeding.

- Flowering Stage and Heavy Fruiting: Use at a rate of 6ml per litre (4.8tsp per gallon) of water once per week or with every feeding.

Soil Directions:

- Vegetative stage and General Purpose: Use at a rate of 3ml per litre (2.4tsp per gallon) of water twice per week.

- Flowering Stage and Heavy Fruiting: Use at a rate of 6ml per litre (4.8tsp per gallon) of water twice per week.

CALCIUM-MAGNESIUM 1-0-1

OMRI LISTED For Organic Use

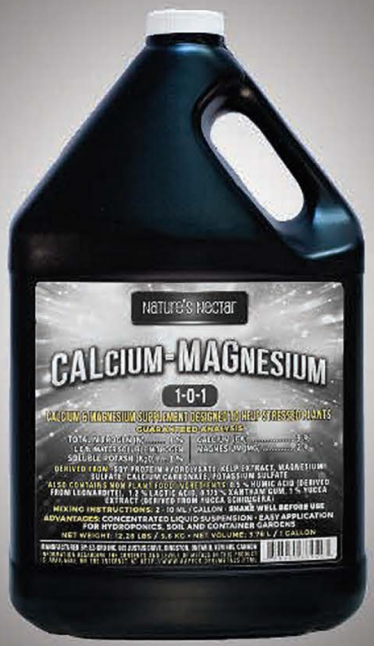

Description

Nature's Nectar Calcium-Magnesium is a liquid suspension supplement designed to help stressed plants that is suitable for organic use. It also contains natural biostimulants and growth promoters such as humic acid, kelp extract, amino acids, and yucca extract. Nature's Nectar Calcium-Magnesium can be used in conjunction with the full Nature's Nectar line for a complete feeding program or as a standalone nitrogen supplement.

Guaranteed Analysis

Total Nitrogen (N)..... 1%
1% Water Soluble Nitrogen
Soluble Potash (K2O)..... 1%
Calcium (Ca)..... 9%
Magnesium (Mg)..... 2%

Derived From

Soy Protein Hydrolysate, Kelp Extract, Magnesium Sulfate, Calcium Carbonate, Potassium Sulfate

Advantages

Concentrated Liquid Suspension
Stacked Formulation with Natural Biostimulants, Easy Application
Improves Plant Vitality and Reduces Environmental Stress

Available Sizes

1 L / 1 Quart
4L / 1 Gallon
20L / 5 Gallon
200L / 55 Gallon
1000L / 265 Gallon

Usage Instructions:

SHAKE WELL BEFORE USE

Hydroponic, Coco, and Soilless Medium Directions:

• Use at a rate of 0.5-2ml per litre (0.4-2tsp per gallon) of water once per week or with every feeding for the entire life-cycle of the plant or as needed.

Soil Directions:

• Use at a rate of 0.5-2ml per litre (0.4-2tsp per gallon) of water twice per week for the entire life-cycle of the plant or as needed.

Usage Tips:

-Always add nutrients to water. Never pre-mix nutrients.
-Always check and adjust pH accordingly.
-Clean all equipment between grow cycles.
-Change reservoir weekly.

ORGANA ADD 2-0-0

Description

Organa Add is a super-concentrated micronutrient supplement designed to promote more vigorous plant growth and vitality that is suitable for organic use. Micronutrients are essential to healthy plants at all stages of growth and development. Organa Add is designed to be used in conjunction with a regular and existing fertilizer program. Organa Add can be used in conjunction with the full Nature's Nectar line for a complete feeding program or as a standalone nitrogen supplement.

Guaranteed Analysis

Total Nitrogen (N) 2.0%
2.0% Water Soluble Nitrogen
Boron (B) 0.075%
0.075% Water Soluble Boron
Soluble Copper (Cu) 0.16%
0.16% Water Soluble Copper
Soluble Iron (Fe) 0.18%
0.18% Water Soluble Iron
Soluble Manganese (Mn) 0.28%
0.28% Water Soluble Manganese
Soluble Zinc (Zn) 2.10%
2.10% Water Soluble Zinc

Derived From

Soy Protein Hydrolysate, Copper Sulfate, Manganese Sulfate, Ferrous Sulfate, Zinc sulfate and Borax.

Advantages

- Maximizes fruiting and flowering
- Helps withstand environmental stress
- Increases plant vitality
- Chlorophyll content increases
- Photosynthesis process is enhanced and leads to better growth of crops

Usage Instructions:

Hydroponic:

- Use at a rate of 0.25-0.5ml per litre (0.2-0.4 tsp per gallon) of water once per week or with every feeding for the entire life-cycle of the plant or as needed.

Coco, and Soilless Medium Directions:

- Use at a rate of 1-2ml per litre (0.8-1.6 tsp per gallon) of water twice per week for the entire life-cycle of the plant or as needed.

Soil Directions:

- Vegetative stage and General Purpose: Use at a rate of 2ml per litre (1.6tsp per gallon) of water twice per week.
- Flowering Stage and Heavy Fruiting: Use at a rate of 4ml per litre (3.2tsp per gallon) of water twice per week.

Foliar Application:

Use at a rate of 1-2ml per litre (0.8-1.6tsp per gallon) of water and mist leaves once per week.

AMINOGRO 13-0-0

Description

Aminogro 13-0-0 is a plant macronutrient supplement containing 13% water-soluble nitrogen derived from amino acids.

Nitrogen is a critical nutrient for proper development of all plants, and without adequate amounts, fruit and flower size and yield can be drastically reduced.

As crops are harvested, soil nitrogen is depleted, risking the starvation of future progeny. Use Aminogro to feed your plants this essential element and improve the overall production quality and quantity.

Guaranteed Analysis

Total Nitrogen (N)..... 13%
13% Water Soluble Nitrogen
Amino Acids..... 80%

Advantages

- CFIA Registered and Approved
- Completely Water Soluble
- 80% Protein Hydrolysate/Amino Acid Derived
- Supports Plant Growth and Benefits Soil Health

Available Sizes

1 kg
5 kg
10 kg
20 kg

Usage Tips

See label for detailed usage directions.

Usage Instructions:

Background:

- Nitrogen plays a key role in seeding, fruiting, and rapid growth, and is stored in fruit, seeds, roots and chlorophyll
- Nitrogen is essential for photosynthesis – without it plants are unable to convert sunlight into usable energy and often suffer severe growth defects
- Amino acids are required for many cellular processes and pathways and therefore a large proportion of cellular energy is allocated to the creation of these building blocks
- The less metabolic energy the plant spends on building proteins and/or amino acids, the more metabolic energy that is spent on other processes, i.e. growth, fruiting and flowering

OMRI LISTED For Organic Use

N 18-0-0

PLANT & SOIL SUPPLEMENT

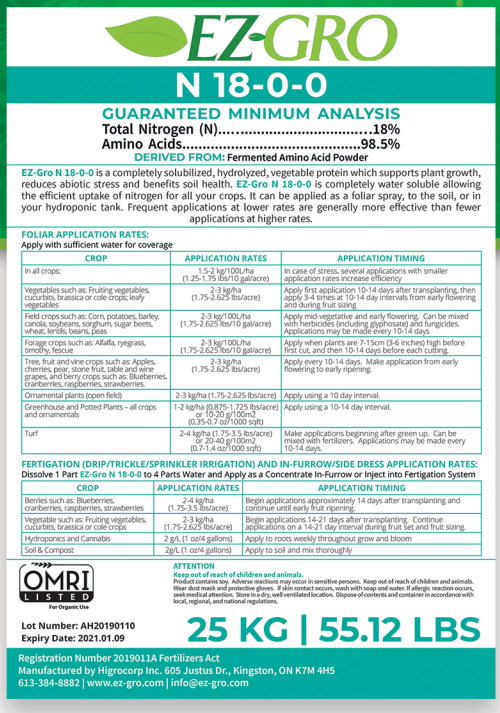
EZ-GRO
N 18-0-0
GUARANTEED MINIMUM ANALYSIS
Total Nitrogen (N).....18%
Amino Acids.....98.5%
DERIVED FROM: Fermented Amino Acid Powder
EZ-Gro N 18-0-0 is a completely solubilized, hydrolyzed, vegetable protein which supports plant growth, reduces abiotic stress and benefits soil health. EZ-Gro N 18-0-0 is completely water soluble allowing the efficient uptake of nitrogen for all your crops. It can be applied as a foliar spray, to the soil, or in your hydroponic tank. Frequent applications at lower rates are generally more effective than fewer applications at higher rates.
FOLIAR APPLICATION RATES:
Apply with sufficient water for coverage
CROP | APPLICATION RATES | APPLICATION TIMING
In all crops: | 1.5-2 kg/100L/ha (1.25-1.75 lbs/10 gal/acre) | In case of stress, several applications with smaller application rates increase efficiency
Vegetables such as: Fruiting vegetables, cucurbits, brassica or cole crops; leafy vegetables | 2-3 kg/ha (1.75-2.625 lbs/acre) | Apply first application 10-14 days after transplanting, then apply 3-4 times at 10-14 day intervals from early flowering and during fruit sizing
Field crops such as: Corn, potatoes, barley, canola, soybeans, sorghum, sugar beets, wheat, lentils, beans, peas | 2-3 kg/100L/ha (1.75-2.625 lbs/10 gal/acre) | Apply mid-vegetative and early flowering. Can be mixed with herbicides (including glyphosate) and fungicides. Applications may be made every 10-14 days
Forage crops such as: Alfalfa, ryegrass, timothy, fescue | 2-3 kg/100L/ha (1.75-2.625 lbs/10 gal/acre) | Apply when plants are 7-15cm (3-6 inches) high before first cut, and then 10-14 days before each cutting.
Tree, fruit and vine crops such as: Apples, cherries, pear, stone fruit, table and wine grapes, and berry crops such as: Blueberries, cranberries, raspberries, strawberries. | 2-3 kg/ha (1.75-2.625 lbs/acre) | Apply every 10-14 days. Make application from early flowering to early ripening.
Ornamental plants (open field) | 2-3 kg/ha (1.75-2.625 lbs/acre) | Apply using a 10 day interval.
Greenhouse and Potted Plants – all crops and ornamentals | 1-2 kg/ha (0.875-1.725 lbs/acre) or 10-20 g/100m2 (0.35-0.7 oz/1000 sqft) | Apply using a 10-14 day interval.
Turf | 2-4 kg/ha (1.75-3.5 lbs/acre) or 20-40 g/100m2 (0.7-1.4 oz/1000 sqft) | Make applications beginning after green up. Can be mixed with fertilizers. Applications may be made every 10-14 days.
FERTIGATION (DRIP/TRICKLE/SPRINKLER IRRIGATION) AND IN-FURROW/SIDE DRESS APPLICATION RATES:
Dissolve 1 Part EZ-Gro N 18-0-0 to 4 Parts Water and Apply as a Concentrate In-Furrow or Inject into Fertigation System
CROP | APPLICATION RATES | APPLICATION TIMING
Berries such as: Blueberries, cranberries, raspberries, strawberries | 2-4 kg/ha (1.75-3.5 lbs/acre) | Begin applications approximately 14 days after transplanting and continue until early fruit ripening.
Vegetable such as: Fruiting vegetables, cucurbits, brassica or cole crops | 2-3 kg/ha (1.75-2.625 lbs/acre) | Begin applications 14-21 days after transplanting. Continue applications on a 14-21 day interval during fruit set and fruit sizing.
Hydroponics and Cannabis | 2 g/L (1 oz/4 gallons) | Apply to roots weekly throughout grow and bloom
Soil & Compost | 2g/L (1 oz/4 gallons) | Apply to soil and mix thoroughly
OMRI LISTED For Organic Use
ATTENTION
Keep out of reach of children and animals.
Product contains soy. Adverse reactions may occur in sensitive persons. Keep out of reach of children and animals. Wear dust mask and protective gloves. If skin contact occurs, wash with soap and water. If allergic reaction occurs, seek medical attention. Store in a dry, well-ventilated location. Dispose of contents and container in accordance with local, regional, and national regulations.
Lot Number: AH20190110
Expiry Date: 2021.01.09
25 KG | 55.12 LBS
Registration Number 2019011A Fertilizers Act
Manufactured by Higrocorp Inc. 605 Justus Dr., Kingston, ON K7M 4H5
613-384-8882 | www.ez-gro.com | info@ez-gro.com

Description

EZ-Gro N 18-0-0 is an organic plant macronutrient supplement containing 100% water-soluble nitrogen. Nitrogen is a critical nutrient for proper development of all plants, and without adequate amounts, fruit and flower size and yield can be drastically reduced. As crops are harvested, soil nitrogen is depleted, risking the starvation of future progeny. Use EZ-Gro N 18-0-0 to feed your plants this essential element and improve the overall production quality and quantity.

- SUITABLE FOR ORGANIC USE
- IMPROVES NUTRIENT UPTAKE
- IMPROVES CROP GROWTH
- 100% WATER SOLUBLE
- NATURAL CHELATING AGENT
- 98.5% AMINO ACID DERIVED

Guaranteed Minimum Analysis

18.00% Nitrogen, 98.50% Amino Acids

Background

- Nitrogen plays a key role in seeding, fruiting, and rapid growth, and is stored in fruit, seeds, roots and chlorophyll

- Nitrogen is essential for photosynthesis –without it plants are unable to convert sunlight into usable energy and often suffer severe growth defects

- Amino Acids are required for many cellular processes and pathways and therefore a large proportion of cellular energy is allocated to the creation of these building blocks

- The less metabolic energy the plant spends on building proteins and/or amino acids, the more metabolic energy that is spent on other processes, i.e. growth, fruiting and flowering

Application Rates:

In all crops | 1.5-2 kg/100L/ha
In case of stress, several applications with smaller application rates increase efficiency. 300-500 ml per 100 L water with plant protection treatments

Vegetables such as: Fruiting vegetables, cucurbits, brassica or cole crops; leafy vegetables | 2-3 kg/ha
First application 10-14 days after transplanting, then apply 3-4 times at 10-14 day intervals from early flowering and during fruit sizing

Field crops such as: Corn, potatoes, barley, canola, soybeans, sorghum, sugar beets, wheat, lentils, beans, peas | 2-3 kg/100L/ha
Apply mid-vegetative and early flowering. Can be mixed with herbicides (including glyphosate) and fungicides. Applications may be made every 10-14 days

Forage crops such as: Alfalfa, ryegrass, timothy, fescue | 2-3 kg/100L/ha
Apply when plants are 3-6 inches high before first cut, and then 10-14 days before each cutting.

Tree, fruit and vine crops such as: Apples, cherries, pear, stone fruit, table and wine grapes, Blueberries, cranberries, raspberries, strawberries | 2-3 kg/ha
Apply every 10-14 days. Make application from early flowering to early ripening.

Ornamental plants (open field) | 2-3 kg/ha
Apply using a 10 day interval.

Greenhouse and Potted Plants – all crops and ornamentals | 1-2 kg/ha
Apply using a 10-14 day interval.

Turf | 2-4 kg/ha
Make applications beginning after green up. Can be mixed with herbicides, fertilizers, and fungicides. Applications may be made every 10-14 days.

OMRI LISTED® For Organic Use

FULVIC ACID 0-0-3

Description

EZ-GRO Fulvic Acid is an organic non-plant food soil or foliar treatment that is 100% water-soluble and offers many benefits to your soil and crops. It is considered an efficient and effective method to enhance the uptake of endogenous and exogenous nutrients, allowing it to optimize your current fertilizer program. Fulvic acid is a potent organic electrolyte that enhances cell division and elongation, which leads to a significant magnification of root growth. It also offers protection against certain abiotic stresses like drought and salinity due its alteration of water transport and storage, and can also help stabilize the pH of your soil. Apply EZ-GRO Fulvic Acid in addition to your regular fertilizer regime to reap the many benefits on crop production and soil composition.

Guaranteed Analysis

Fulvic Acid..... 70%
Soluble Potash (K2O)..... 3%

Advantages

- CFIA Registered and Approved
- Suitable for organic use
- Can Enhance Nutrient Uptake
- Promotes Cell Division and Elongation
- Improves Moisture Storage

Available Sizes

25 kg

Usage Tips

See label for detailed usage directions.

Usage Instructions:

Background:

- When foliar applied, fulvic acid can increase oxygen uptake capacity, thereby increasing chlorophyll production – this leads to an increase in nutrient uptake
- Humic substances, including both humic and fulvic acid, are one of the largest constituents of soil matter and are therefore considered a key component of the ecosystem
- Fulvic acid is a potential natural chelating agent – may help protect against heavy metal toxicity
- Fulvic acid has been shown to significantly increase marketable yield of fruits during multiple field trials

APPROVED BY ECO CERT

OMRI LISTED
For Organic Use

HUMIC ACID 80% 0-0-5

Description

EZ-GRO Humic Acid is an organic non-plant food soil or foliar treatment that is 100% water soluble and offers many benefits to your soil and crops. It is considered an efficient and effective method to enhance the uptake of endogenous and exogenous nutrients, allowing it to optimize your current fertilizer program.

Humic acid has been shown to enhance soil structure and fertility, alter nutrient root architecture to improve nutrient uptake, and even reduce metal toxicity through its chelating properties.

Apply EZ-GRO Humic Acid with your regular fertilizer program to stimulate germination, enhance root, leaf and shoot growth, and protect your plants against heavy metal toxicity.

Guaranteed Analysis

Humic Acid..... 80%
Soluble Potash (K2O)..... 5%

Advantages

- CFIA Registered and Approved
- Suitable for organic use
- Powerful Fungi Promoter
- Aids in Moisture and Nutrient Retention
- Promotes Seed Germination

Available Sizes

25 kg

Usage Tips

See label for detailed usage directions.

Usage Instructions:

Background:

- Though the exact mechanism of action is still unclear, it is believed that humic acid benefits plant growth directly by improving nutrient uptake via hormonal action
- Humic substances, including both humic and fulvic acid, are one of the largest constituents of soil matter and are therefore considered a key component of the ecosystem
- Some evidence links humic acid with auxin-like activity which results in the stimulation of growth
- Humic acid has been proven to increase uptake of numerous essential nutrients from soil and has shown significant increases in growth and yield (upwards of 40%)
- Humic acid has even been shown to increase the post-harvest vase life of cut flowers and decreased their post-harvest weight loss

APPROVED BY ECO CERT

OMRI LISTED
For Organic Use

KELP EXTRACT 0-0-16


EZ-GRO
KELP EXTRACT 0-0-16
GUARANTEED ANALYSIS
Soluble Potash (K_2O) 16%
DERIVED FROM: Kelp Extract (Ascophyllum nodosum)
EZ-Gro Kelp Extract is a refined kelp extract powder made from premium cold-pressed Atlantic kelp. It promotes growth in crops and plants. It also helps boost crop strength and yields. EZ-Gro Kelp Extract can also enhance resistance to abiotic stress.
APPLICATION RATES
CROP | APPLICATION RATE | INSTRUCTIONS
General Application and potted flowers, vegetables, fruit, plants
Seeds and Bulbs
Seeds for field sowing, cuttings
Soil and compost
Hydroponics and Hemp
CROP | APPLICATION RATE (KG / HA) | INSTRUCTIONS
Vegetables including leafy greens, legumes, crucifers, alliums, etc.
Tomatoes, potatoes, peppers, eggplant
Orchards / Vineyards
Turf
Pasture / Hay / Meadow
Field Crops: Wheat, Canola, Soybean, Corn, etc.
OMRI LISTED
Lot Number:
55.1 LBS / 25 KG

Description

EZ-Gro Kelp Extract 0-0-16 is an organic plant nutrient containing derived 100% kelp extract and containing 16% soluble potassium. When applied in small quantities, seaweed extracts demonstrate growth stimulating activities.

It has been shown to benefit early germination and establishment, enhance crop production and quality, and even boosts resistance to abiotic stress. The components of seaweed extract include macro and microelements, amino acids, vitamins, cyotkinins, auxins, and numerous others that work synergistically to stimulate growth and production.

Finally, seaweed extracts have been associated with an increased resistance to environmental stress. Add EZ-Gro Kelp Extract 0-0-16 to your regular fertilization routine to improve soil environment and stimulate growth of almost any crop.

Guaranteed Analysis

Soluble Potash (K2O)..... 16%
Kelp Extract (Ascophyllum nodosum)..... 100%

Derived From

Kelp Extract (Ascophyllum nodosum)

Available Sizes

25 kg

Background:

- Use of seaweed as a plant biostimulant is a well established practice
- Seaweed extracts are highly bioactive even at low concentrations
- The various components of seaweed extract (hormones, betains, sterols etc.) all play their own role and work together to elicit the many benefits observed when used as fertilizer
- Seaweed has also been shown to enhance soil composition as certain components may trigger the proliferation so beneficial rhizobacteria, which secrete soil conditioning compounds

Usage Tips:

See label for detailed usage directions.

APPROVED BY ECO CERT

REGISTERED cdfa ORGANIC INPUT MATERIAL

OMRI LISTED For Organic Use

BORON 8% 9-0-0

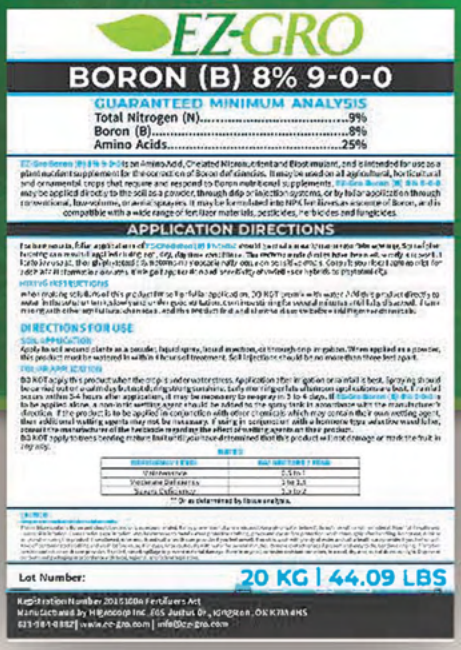

Description

Ez-Gro Boron is a versatile plant nutrient supplement powder, which exploits amino acid chelation to enhance its bioavailability boron. Boron is an essential macronutrient required for proper reproductive and vegetative growth as well as development of most plants. It is involved in the development and maintenance of many structural components of cells, and therefore many growth deficiencies are seen without adequate levels. Add EZ-GRO Boron to your current fertilizer regimen to fix boron deficiencies and improve growth, yield and quality of your plants.

Guaranteed Analysis

Total Nitrogen (N)..... 9%
Boron (B)..... 8%
Amino Acids..... 25%

Advantages

- CFIA Registered and Approved
- Chelated with Amino Acids
- Improves Plant Growth, Quality and Yield
- Corrects Boron Deficiencies

Available Sizes

20 kg

Usage Tips:

May be used on all agricultural, horticultural and ornamental crops that require and respond to Boron nutritional supplements.

Can be applied directly to the soil as a powder, through drip or injection systems, or by foliar application through conventional, low-volume, or aerial sprayers.

Can be formulated into NPK fertilizers as a source of Boron, and is compatible with a wide range of fertilizer materials, pesticides, herbicides and fungicides.

See label for detailed usage directions.

CALCIUM 10% 8-0-0

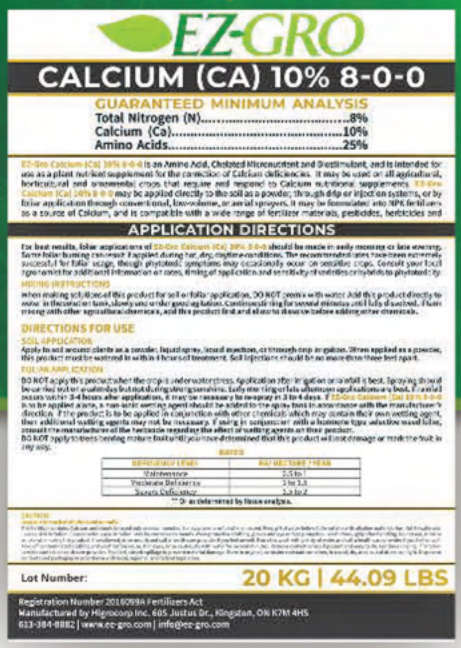

Description

Ez-Gro Calcium is a versatile plant nutrient supplement powder, which exploits amino acid chelation to enhance its bioavailability. As an essential second messenger, calcium is associated with virtually all aspects of plant growth and development and acts as a signal to elongate both shoots and roots. It is also crucial for the proper incorporation of cell wall components, and therefore has a structural role in the quality of plant development.

Add EZ-GRO Calcium to your current fertilizer regimen to remedy calcium deficiencies and improve growth, yield and quality of your plants.

Guaranteed Analysis

Total Nitrogen (N)..... 8%
Calcium (Ca)..... 10%
Amino Acids..... 25%

Advantages

- CFIA Registered and Approved
- Chelated with Amino Acids
- Improves Plant Growth, Quality and Yield
- Corrects Calcium Deficiencies

Available Sizes

20 kg

Usage Tips:

May be used on all agricultural, horticultural and ornamental crops that require and respond to Calcium nutritional supplements.

Can be applied directly to the soil as a powder, through drip or injection systems, or by foliar application through conventional, low-volume, or aerial sprayers.

Can be formulated into NPK fertilizers as a source of Calcium, and is compatible with a wide range of fertilizer materials, pesticides, herbicides and fungicides.

See label for detailed usage directions.

COPPER 10% 10-0-0

Description

Ez-Gro Copper is a plant nutrient supplement powder, which exploits amino acid chelation to enhance its bioavailability. Copper is an essential metal required for the proper growth and development of plants as it is a cofactor for multiple enzymes, particularly those involved in photosynthetic electron transport. Add EZ-GRO Copper to your current fertilizer regimen to remedy copper deficiencies and boost growth, yield and quality of your plants.

Guaranteed Analysis

Total Nitrogen (N)..... 8%
Copper (Cu)..... 10%
Amino Acids..... 25%

Advantages

- CFIA Registered and Approved
- Chelated with Amino Acids
- Improves Plant Growth, Quality and Yield
- Corrects Copper Deficiencies

Available Sizes

20 kg

Usage Tips:

May be used on all agricultural, horticultural and ornamental crops that require and respond to Copper nutritional supplements.

Can be applied directly to the soil as a powder, through drip or injection systems, or by foliar application through conventional, low-volume, or aerial sprayers.

Can be formulated into NPK fertilizers as a source of Copper, and is compatible with a wide range of fertilizer materials, pesticides, herbicides and fungicides.

See label for detailed usage directions.

IRON 10% 10-0-0



Description

Ez-Gro Iron is a plant nutrient supplement powder, which exploits amino acid chelation to enhance its bioavailability. Iron is an essential micronutrient that plays a critical role in macromolecule synthesis, respiration and photosynthesis as it acts as a prosthetic group with important enzymes.

Add EZ-GRO Iron to your current fertilizer regmen to remedy iron deficiencies and boost growth, yield and quality of your plants.

Guaranteed Analysis

Total Nitrogen (N)..... 10%
Iron (Fe)..... 10%
Amino Acids..... 25%

Advantages

- CFIA Registered and Approved
- Chelated with Amino Acids
- Improves Plant Growth, Quality and Yield
- Corrects Iron Deficiencies

Available Sizes

20 kg

Usage Tips:

May be used on all agricultural, horticultural and ornamental crops that require and respond to Iron nutritional supplements.

Can be applied directly to the soil as a powder, through drip or injection systems, or by foliar application through conventional, low-volume, or aerial sprayers.

Can be formulated into NPK fertilizers as a source of Iron, and is compatible with a wide range of fertilizer materials, pesticides, herbicides and fungicides.

See label for detailed usage directions.

MAGNESIUM 6% 9-0-0

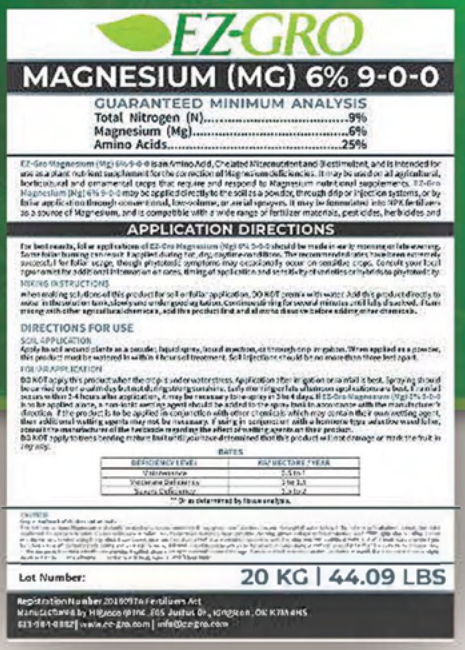

Description

EZ-GRO Magnesium is a plant nutrient supplement powder, which exploits amino acid chelation to enhance its bioavailability. Magnesium is an important element that is crucial for photosynthesis, however it is often overlooked in terms of plant nutrition. It is especially sensitive to yield dilution, resulting in decreased soil levels in subsequent growing seasons. The exogenous application of magnesium to deficit soil can enhance root formation, chlorophyll synthesis and photosynthetic rate and efficiency. Add EZ-GRO Magnesium to your current fertilizer regimen to remedy magnesium deficiencies and boost growth, yield and quality of your plants.

Guaranteed Analysis

Total Nitrogen (N)..... 9%
Magnesium (Mg)..... 6%
Amino Acids..... 25%

Advantages

- CFIA Registered and Approved
- Chelated with Amino Acids
- Improves Plant Growth, Quality and Yield
- Corrects Magnesium Deficiencies

Available Sizes

20 kg

Usage Tips:

May be used on all agricultural, horticultural and ornamental crops that require and respond to Magnesium nutritional supplements.

Can be applied directly to the soil as a powder, through drip or injection systems, or by foliar application through conventional, low-volume, or aerial sprayers.

Can be formulated into NPK fertilizers as a source of Magnesium, and is compatible with a wide range of fertilizer materials, pesticides, herbicides and fungicides.

See label for detailed usage directions.

MANGANESE 10% 10-0-0



Description

EZ-GRO Manganese is a plant nutrient supplement powder, which exploits amino acid chelation to enhance its bioavailability.

Manganese is an important element that is present naturally in small amounts in most soils. Low levels of manganese stimulate growth by enhancing the efficiency of photosynthesis.

Add EZ-GRO Manganese to your current fertilizer regimen to remedy manganese deficiencies and boost growth, yield and quality of your plants.

Guaranteed Analysis

Total Nitrogen (N)..... 10%
Manganese (Mn)..... 10%
Amino Acids..... 25%

Advantages

- CFIA Registered and Approved
- Chelated with Amino Acids
- Improves Plant Growth, Quality and Yield
- Corrects Manganese Deficiencies

Available Sizes

20 kg

Usage Tips:

May be used on all agricultural, horticultural and ornamental crops that require and respond to Manganese nutritional supplements.

Can be applied directly to the soil as a powder, through drip or injection systems, or by foliar application through conventional, low-volume, or aerial sprayers.

Can be formulated into NPK fertilizers as a source of Manganese, and is compatible with a wide range of fertilizer materials, pesticides, herbicides and fungicides.

See label for detailed usage directions.

ZINC 10% 10-0-0



Description

EZ-GRO Zinc is a plant nutrient supplement powder, which exploits amino acid chelation to enhance its bioavailability. Nearly all plants can benefit from the application of Zn, leading to enhanced yields, increased growth, and proper development.

Add Ez-Gro Zinc 10% to your regular fertilizer regime to fix zinc deficiencies and boost production and quality of your crops.

Guaranteed Analysis

Total Nitrogen (N)..... 10%
Zinc (Zn)..... 10%
Amino Acids..... 25%

Advantages

- CFIA Registered and Approved
- Chelated with Amino Acids
- Improves Plant Growth, Quality and Yield
- Corrects Zinc Deficiencies

Available Sizes

20 kg

Usage Tips:

May be used on all agricultural, horticultural and ornamental crops that require and respond to Zinc nutritional supplements.

Can be applied directly to the soil as a powder, through drip or injection systems, or by foliar application through conventional, low-volume, or aerial sprayers.

Can be formulated into NPK fertilizers as a source of Zinc, and is compatible with a wide range of fertilizer materials, pesticides, herbicides and fungicides.

See label for detailed usage directions.

ORGANIC POWDER GROW 9-1.5-7

Description

Ez-Gro Organic Powder Grow 9-1.5-7 is an all-in-one vegetative plant food suitable for organic use. It contains all major: nitrogen, potassium and phosphorus. Secondary: calcium and magnesium, as well as many organic micro nutrients: iron, copper, boron and zinc.

Humic acid is also included to improve soil structure and nutrient uptake. Humic acid can also enhance the root architecture of the plant.

Guaranteed Analysis

Total Nitrogen (N)	9%
Water Soluble Nitrogen	9%
Available Phosphoric Acid (P2O5)	0.5%
Soluble Potash (K2O)	7%
Calcium (Ca)	4.5%
Magnesium (Mg)	1.00%
Manganese (Mn)	0.32%
Water Soluble Manganese	0.32%
Zinc (Zn)	0.35%
Water Soluble Zinc	0.35%
Boron (B)	0.0875%
Water Soluble Boron	0.0875%
Copper (Cu)	0.125%
Water Soluble Copper	0.125%
Iron (Fe)	0.2%
Water Soluble Iron	0.2%

Derived From

Rock Phosphate, Soy Protein Hydrolysate, Ferrous Sulphate, Manganese Sulphate, Zinc Sulphate, Sodium Borate, Potassium Sulphate, Kelp Extract, Magnesium Sulphate, Copper Sulphate

Available Sizes

1 kg / 10 kg / 20 kg

Usage Instructions:

Soil Direction:

Dissolve 2 grams per litre of water 1-2 times per week.

OMRI LISTED
For Organic Use

ORGANIC POWDER BLOOM 6-2-12

Description

Ez-Gro Organic Powder Bloom 6-2-12 is an all-in-one powdered nutrient for the flowering / bloom stage that is suitable for organic use. It contains all major (nitrogen, potassium and phosphorus) nutrients as well as secondary (calcium and magnesium), and micro nutrients (zinc, copper, boron and iron). A non-plant food ingredient (humic acid) has been added to improve nutrient uptake, soil structure, and root architecture.

Guaranteed Analysis

Total Nitrogen (N)..... 6%
6 % Water Soluble Nitrogen
Available Phosphoric Acid (P2O5)..... 2%
Soluble Potash (K2O)..... 12 %
Calcium (Ca)..... 5.5%
Magnesium (Mg)..... 1.00%
Manganese (Mn)..... 0.32%
0.32% Water Soluble Manganese
Zinc (Zn)..... 0.35%
0.35% Water Soluble Zinc
Boron (B)..... 0.0875%
0.0875% Water Soluble Boron
Copper (Cu)..... 0.125%
0.125% Water Soluble Copper
Iron (Fe)..... 0.2%
0.2% Water Soluble Fe

Derived From

Rock Phosphate, Soy Protein Hydrolysate Potassium Chloride, Ferrous Sulphate, Manganese Sulphate, Zinc Sulphate, Sodium Borate, Potassium Sulphate, Kelp Extract, Magnesium Sulphate, Copper Sulphate

Available Sizes

1 kg / 10 kg / 20 kg

Usage Instructions:

General Application:

3 grams/litre 1-2 times/week

OMRI LISTED
For Organic Use

ORGANIC TRANSPLANT SUSPENSION 1-3-1

Description

Ez-Gro Organic Transplant 1-3-1 is a suspension formula suitable for organic use. It can be used to transplant or as a general purpose nutrient.

This product contains the major nutrients, nitrogen, potassium, phosphorus, and non-plant food ingredient fulvic acid.

Fulvic acid is considered an efficient and effective method to enhance the uptake of endogenous and exogenous nutrient.

Fulvic acid also offers protection against certain abiotic stresses like drought and salinity.

Guaranteed Analysis

Total Nitrogen (N).....1.0%
Water Soluble Nitrogen.....1.0%
Available Phosphorus (P2O5).....3.0%
Soluble Potash (K2O).....1.0%

Derived From

Soy Protein Hydrolysate
Potassium Sulphate
Rock Phosphate

Available Sizes

4L (4kg)
10L (10kg)
20L (20kg)

Also contains non plant food ingredients:

Fulvic acid

Usage Instructions:

SHAKE WELL BEFORE EACH USE

Soil Directions:

2-5 ml when transplanting or as a general purpose.

OMRI LISTED
For Organic Use

ORGANIC GROW SUSPENSION 3-1-1

Description

Ez-Gro Organic Grow Suspension 3-1-1 is a suspension formula designed for vegetative growth and suitable for organic use.

This product contains all major nutrient, nitrogen, potassium, and phosphorus, as well as micronutrient zinc and non-plant food ingredient yucca extract.

Yucca is a rich source of steroidal sappinisicu-lose extracts acts as natural surfactant or wetting agent. Yucca extract can protect against heat, drought, salt, and UV stress.

Guaranteed Analysis

Total Nitrogen (N)..... 3.0%
3% Water Soluble Nitrogen
Available Phosphorus (P2O5)..... 1.0%
Soluble Potash (K2O)..... 1.0%

Derived From

Potassium Sulphate
Soy Protein Hydrolysate
Man- Ganese Sulphate
Copper Sulphate
zinc sulphate
Rock Phosphate

Available Sizes

4L (4kg)
10L (10kg)
20L (20kg)

Also contains non plant food ingredients:

Yucca Extract

Usage Instructions:

SHAKE WELL BEFORE EACH USE

Soil Directions:

Vegetative state or general purpose:

Use at a rate of 2-5 ml per litre, 2 times per week.

General Application:

Use 2 - 5 ml per litre of water

OMRI LISTED
For Organic Use

ORGANIC BLOOM SUSPENSION 1-2-4

Description

Ez-Gro Organic Bloom Suspension 1-2-4 is a suspension formula designed for the flowering stage that is suitable for organic use. This product contains the major nutrients (nitrogen, potassium and phosphorus) as well as an array of organic micronutrients such as iron and boron.

Humic acid, a non-plant food ingredient, has been added as it has been shown to enhance soil structure and fertility, as well as alter nutrient root architecture to improve nutrient uptake.

Guaranteed Analysis

Total Nitrogen (N)..... 1.0%
1% Water Soluble Nitrogen
Available Phosphorus (P2O5)..... 2.0%
Soluble Potash (K2O)..... 4.0%
Iron (Fe) 0.004%
0.004% Water Soluble Iron
Boron (B)..... 0.001%

Derived From

Potassium Sulphate
Ferrous Sulphate,
Soy Protein Hydrolysate
Rock Phosphate,
Kelp Extract
Boric Acid

Available Sizes

4L (4kg)
10L (10kg)
20L (20kg)

Also contains non plant food ingredients:

Humic acid

Usage Instructions:

Soil Directions:

Bloom/flowering stage:

Use at 2-5 ml per litre of water twice per week.

OMRI LISTED
For Organic Use

ORGANIC CALCIUM 6%

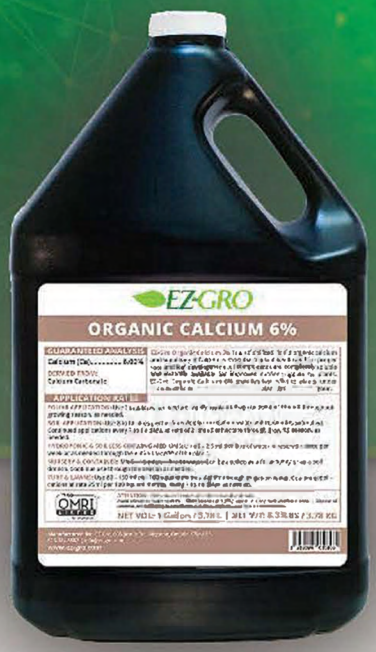

Description

EZ-Gro Organic Calcium is a liquid calcium supplement.

Calcium is essential to plant health and for and leaf development.

It is completely soluble for improved nutrient uptake by plants, and provides fast relief to plants under calcium de ciency stress.

Guaranteed Analysis

Calcium (Ca)..... 6.00%

Derived From

Calcium Carbon- ate

Available Sizes

4L
6L
10L
20L

Application Rates:

Foliar Application:

Use 2 to 4 litres per hectare. Apply to plant foliage to point of run-off throughout growing season, as needed.

Soil Application:

Use 8 to 16 litres per hectare. Apply in irrigation water until ground is saturated. Continued applications every 7 to 14 days, at rate of 2 litres per hectare through growing season, as needed.

Nursery & Container:

Mix 5 - 15 ml per litre of water. Can be applied as a foliar spray or as a soil drench. Continue use through the season as needed.

Hydroponics & Soilless Mediums:

Use 1 - 2.5 ml per litre of water in reservoir once per week or as needed through the entire lifecycle of the plant.

Turf & Lawns:

Use 80 - 150 ml per 100 square metres. Apply through irrigation water. Continue applications at rate 25ml per 100 square metres, every 7 to 14 days as needed.

OMRI LISTED
For Organic Use

ORGANIC CALCIUM MAGNESIUM

Description

EZ-Gro Organic Calcium- Magnesium is a liquid calcium and magnesium supplement, Calcium and magnesium are essential to plant health and for and leaf development.

It is completely soluble for improved nutrient uptake by plants, and provides fast relief to plants under calcium and magnesium defciency stress.

Guaranteed Analysis

Calcium (Ca)..... 4.00%
Magnesium (Mg)..... 1.65%

Available Sizes

4L / 4.6kg
6L / 6.98kg
10L / 11.64kg
20L / 23.28kg

Derived From

Calcium Carbonate
Magnesium Chloride

Application Rates:

Foliar Application:

Use 2 to 4 litres per hectare. Apply to plant foliage to point of run-off throughout growing season, as needed.

Soil Application:

Use 8 to 16 litres per hectare. Apply in irrigation water until ground is saturated. Continued applications every 7 to 14 days, at rate of 2 litres per hectare through growing season, as needed.

Nursery & Container:

Mix 5 - 15 ml per litre of water. Can be applied as a foliar spray or as a soil drench. Continue use through the season as needed.

Hydroponics & Soilless Mediums:

Use 1 - 2.5 ml per litre of water in reservoir once per week or as needed through the entire lifecycle of the plant.

Turf & Lawns:

Use 80 - 150 ml per 100 square metres. Apply through irrigation water. Continue applications at rate 25ml per 100 square metres, every 7 to 14 days as needed.

OMRI LISTED
For Organic Use

SPURT 2-0-1

Description

Spurt is a liquid nutrient based on kelp extract and amino acids that is suitable for organic use.

Spurt helps to enlarge the root system of plants, aids in better absorption of nutrients from the soil and promotes overall growth and vitality.

Spurt also contains natural biostimulants cytokinin and gibberellin.

Guaranteed Analysis

Total Nitrogen (N)..... 2%
2% Water Soluble Nitrogen
Soluble Potash (K2O)..... 1%

Advantages

- Dual purpose bio-activator that contains kelp extract and amino acids
- Contains secondary, micronutrients, natural complexing and chelating agent
- Contains natural growth stimulants such as cytokines and gibberellins

Available Sizes

1 L / 1 Quart
4L / 1 Gallon
20L / 5 Gallon
200L / 55 Gallon
1000L / 265 Gallon

Derived From

Protein Hydrolysate
Kelp
Potassium Hydroxide

Usage Instructions:

Hydroponic, Coco, and Soilless Medium Directions:

- Use at a rate of 1-2ml per litre (0.8-1.6tsp per gallon) of water once per week or with every feeding after transplant.

Soil Directions:

- Use at a rate of 2-4ml per litre (1.6-3.2tsp per gallon) of water twice once week or with every feeding after transplant.

Foliar Application (Recommended):

- Use at a rate of 0.5ml per litre (0.4tsp per gallon) of water and mist plants every 10-14 days.

Usage Tips:

- Spurt should not be mixed with mineral acids, sulfur and alkali.
- Spray solutions should be kept within 4-9 pH range.
- Always add nutrients to water. Never pre-mix nutrients.
- Always check and adjust pH accordingly.
- Clean all equipment between grow cycles.
- Change reservoir weekly.

OMRI LISTED
For Organic Use

PHOSPHORUS SUSPENSION 0-3-0

Description

Nature's Nectar Phosphorus Suspension is a liquid suspension and has been manufactured so some nutrients are instantly available to your plant and some are slow release. It is suitable for organic use.

Nature's Nectar Phosphorus Suspension can be used in conjunction with the full Nature's Nectar line for a complete feeding program or as a standalone phosphorus supplement.

Guaranteed Analysis

Available Phosphate (P_2O_5)..... 3%
Calcium (Ca)..... 6%

Advantages

- Provides a fast release source of Phosphorus and Calcium
- Liquid Suspension
- Promotes Fruit and Flower

Available Sizes

1 L / 1 Quart
4L / 1 Gallon
20L / 5 Gallon
200L / 55 Gallon
1000L / 265 Gallon

Derived From

Rock Phosphate

Usage Instructions:

SHAKE WELL BEFORE EACH USE

Hydroponic, Coco, and Soilless Medium Directions:

- Vegetative stage and General Purpose: Use at a rate of 6ml per litre (4.8tsp per gallon) of water once per week or with every feeding.
- Flowering Stage and Heavy Fruiting: Use at a rate of 12ml per litre (9.6tsp per gallon) of water once per week or with every feeding.

Soil Directions:

- Vegetative stage and General Purpose: Use at a rate of 6ml per litre (4.8tsp per gallon) of water twice per week.
- Flowering Stage and Heavy Fruiting: Use at a rate of 12ml per litre (9.6tsp per gallon) of water twice per week.

Usage Tips:

- Always add nutrients to water. Never pre-mix nutrients.
- Always check and adjust pH accordingly.
- Clean all equipment between grow cycles.
- Change reservoir weekly.

OMRI LISTED® For Organic Use

EZ-GRO YUCCA

Description

Yucca is a rich source of steroidal saponins, whose extract acts as a natural surfactant or wetting agent. Surfactants work to reduce surface tension between water particles, which facilitates spreading. It also enables water to spread evenly through soil, reducing the presence of dry spots and water channels.

EZ-Gro Yucca can be added to fertilizers to increase their effectiveness and add additional protection against drought, heat, salt and UV stress. Conserve water, increase productivity and protect against dehydration by asdding EZ-Gro Yucca to your fertilizer.

Advantages

- Yucca is a natural surfactant and when added to biostimulants can increase their effectiveness and add additional protection against drought, heat, salt and UV stress.

- Yucca acts as an effective wetting agent, reducing water loss amongst crops and cuttings.

- It also enables water to spread evenly through soil, reducing the presence of dry spots and water channels.

Available Sizes

10L

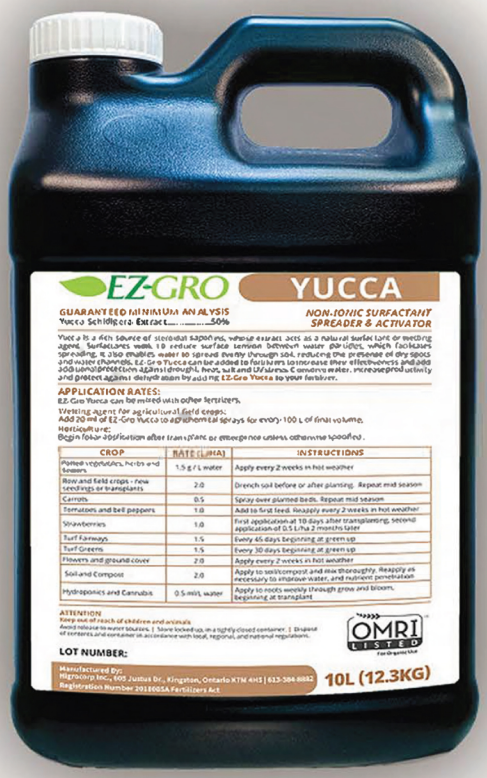

APPROVED BY ECO CERT

OMRI LISTED
For Organic Use

ENZYMATIC COMPLEX WATER CONDITIONER

Description

EZ-Gro Enzymatic Complex Water Conditioner consists of specially designed enzymes that accelerate the process of breaking down dead root material into usable nutrition for your plants. It is suitable for organic use.

These enzymes improve the natural conversion process of transforming dead root material into beneficial minerals and sugars that help improve the health and growth of plants.

They also activate microorganisms that aid in this naturally beneficial process.

The results are stronger roots that absorb more nutrients and result in plants with increased rates of growth and photosynthesis.

By improving the root system of plants, EZ-Gro Enzymatic Complex Water Conditioner enhances the soil and root zone environment and improves the ability of plants to transport water and nutrients.

Advantages

- Suitable for organic use
- Enhances Root Health and Vitality
- Activates Beneficial Microorganisms
- Improves Soil and Root System Health

Available Sizes

1 L
4 L
20 L

Usage Instructions:

Hydroponic, Coco, and Soilless Medium Directions:

- Use at a rate of 1.25-3.75ml per litre (1-3 tsp per gallon) of water once per week or with every feeding for the entire life-cycle of the plant or as needed.

Soil Directions:

- Use at a rate of 1.25-3.75ml per litre (1-3 tsp per gallon) of water twice per week for the entire life-cycle of the plant or as needed.

OMRI LISTED
For Organic Use

ORGANIC GROW POWDER 8-4-6

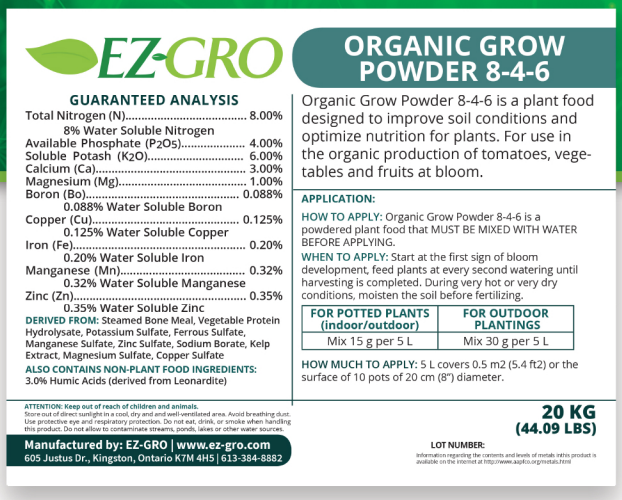

Description

EZ-Gro Organic Grow Powder 8-4-6 is an all-in-one vegetative plant food suitable for organic use. It contains all major (nitrogen, potassium and phosphorus), secondary (calcium and magnesium), as well as many micro nutrients.

Humic acid is also included to improve soil structure and nutrient uptake. Humic acid can also enhance the root architecture of the plant.

Guaranteed Analysis

Total Nitrogen (N)..... 8.00%
8% Water Soluble Nitrogen
Available Phosphate (P2O5)..... 4.00%
Soluble Potash (K2O)..... 6.00%
Calcium (Ca)..... 3.00%
Magnesium (Mg)..... 1.00%
Boron (Bo)..... 0.088%
0.088% Water Soluble Boron
Copper (Cu)..... 0.125%
0.125% Water Soluble Copper
Iron (Fe)..... 0.20%
0.20% Water Soluble Iron
Manganese (Mn)..... 0.32%
0.32% Water Soluble Manganese
Zinc (Zn)..... 0.35%
0.35% Water Soluble Zinc

Derived From

Steamed Bone Meal, Vegetable Protein Hydrolysate, Potassium Sulfate, Ferrous Sulfate, Manganese Sulfate, Zinc Sulfate, Sodium Borate, Kelp Extract, Magnesium Sulfate, Copper Sulfate

Also contains non-plant food ingredients:
3.0% Humic Acids (derived from Leonardite)

Available Sizes

20 KG (44.09 LBS)

Application:

How to apply:

Organic Grow Powder 8-4-6 is a powdered plant food that MUST BE MIXED WITH WATER BEFORE APPLYING.

When to apply:

Start at the first sign of bloom development, feed plants at every second watering until harvesting is completed. During very hot or very dry conditions, moisten the soil before fertilizing.

FOR POTTED PLANTS (indoor/outdoor)

Mix 15 g per 5 L

FOR OUTDOOR PLANTINGS

Mix 30 g per 5 L

How much to apply:

5 L covers 0.5 m2 (5.4 ft2) or the surface of 10 pots of 20 cm (8") diameter.

ORGANIC BLOOM POWDER 6-8-12

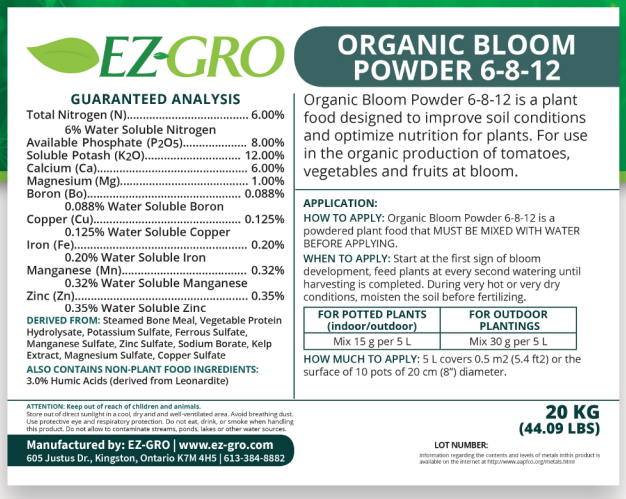

Description

EZ-Gro Organic Bloom Powder 6-8-12 is an all-in-one flowering plant food suitable for organic use. It contains all major (nitrogen, potassium and phosphorus), secondary (calcium and magnesium), as well as many micro nutrients.

Humic acid is also included to improve soil structure and nutrient uptake. Humic acid can also enhance the root architecture of the plant.

Guaranteed Analysis

Total Nitrogen (N)..... 6.00%
6% Water Soluble Nitrogen
Available Phosphate (P2O5)..... 8.00%
Soluble Potash (K2O)..... 12.00%
Calcium (Ca)..... 6.00%
Magnesium (Mg)..... 1.00%
Boron (Bo)..... 0.088%
0.088% Water Soluble Boron
Copper (Cu)..... 0.125%
0.125% Water Soluble Copper
Iron (Fe)..... 0.20%
0.20% Water Soluble Iron
Manganese (Mn)..... 0.32%
0.32% Water Soluble Manganese
Zinc (Zn)..... 0.35%
0.35% Water Soluble Zinc

Derived From

Steamed Bone Meal, Vegetable Protein Hydrolysate, Potassium Sulfate, Ferrous Sulfate, Manganese Sulfate, Zinc Sulfate, Sodium Borate, Kelp Extract, Magnesium Sulfate, Copper Sulfate

Also contains non-plant food ingredients:
3.0% Humic Acids (derived from Leonardite)

Available Sizes

20 KG (44.09 LBS)

Application:

How to apply:

Organic Bloom Powder 6-8-12 is a powdered plant food that MUST BE MIXED WITH WATER BEFORE APPLYING.

When to apply:

Start at the first sign of bloom development, feed plants at every second watering until harvesting is completed. During very hot or very dry conditions, moisten the soil before fertilizing.

FOR POTTED PLANTS (indoor/outdoor)

Mix 15 g per 5 L

FOR OUTDOOR PLANTINGS

Mix 30 g per 5 L

How much to apply:

5 L covers 0.5 m2 (5.4 ft2) or the surface of 10 pots of 20 cm (8") diameter.

CFIA REGISTERED AGRICULTURAL PRODUCTS

CFIA Quick Reference Guide

Starters & Root Promoters

Plant Growth Enhancers

Plant & Soil Protectants

Plant & Soil Supplements

Amino Acid Chelates

Bio-APP™

ROOTING POWDER (SOFT CUTTINGS)

STARTER & ROOT PROMOTER

Description

EZ-Gro Rooting Powder (Soft Cuttings) promotes root growth and reduces transplant shock. For use with annuals, perennials, woody ornamentals, and cannabis.

Guaranteed Minimum Analysis

0.10% IBA, 0.01% Humic Acid, 0.01% Protein Hydrolysate, 0.01% Yucca Extract, 0.002% Vitamin B1, 0.002% Vitamin C, 0.002% Salicylic Acid

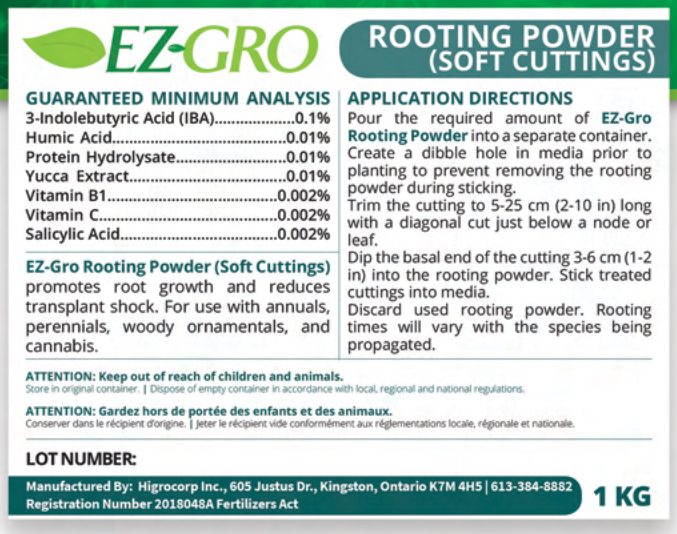

ROOTING POWDER (MEDIUM CUTTINGS)

STARTER & ROOT PROMOTER

Description

EZ-Gro Rooting Powder (Medium Cuttings) promotes root growth and reduces transplant shock. For use with annuals, perennials, woody ornamentals, and cannabis.

Guaranteed Minimum Analysis

0.30% IBA, 0.01% Humic Acid, 0.01% Protein Hydrolysate, 0.01% Yucca Extract, 0.002% Vitamin B1, 0.002% Vitamin C, 0.002% Salicylic Acid

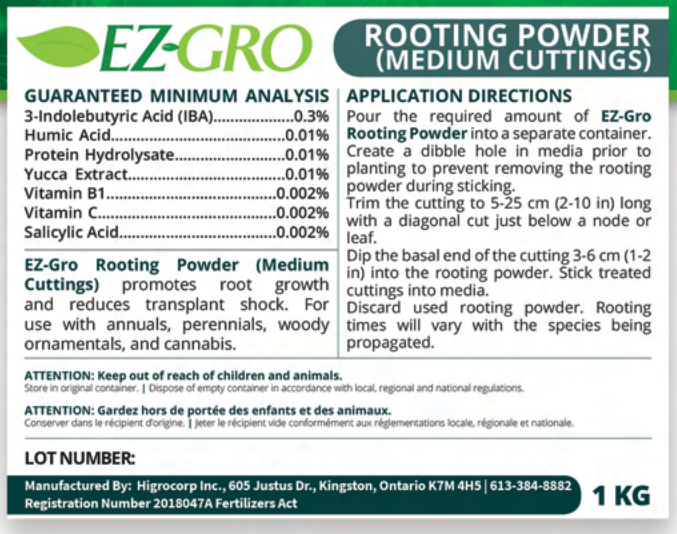

EZ-ROOT GEL

STARTER & ROOT PROMOTER

Description

EZ-Root Gel contains 2 plant hormones to encourage new root development in semi-hard cuttings.

Guaranteed Minmium Analysis

0.50% IBA, 0.25% NAA

GRO-ROOT GEL

STARTER & ROOT PROMOTER

Description

Gro-Root Gel contains plant hormones and biostimulants to encourage new root development in soft & semi-hard cuttings including medical marijuana.

Guaranteed Minmium Analysis

0.45% IBA, 0.01% NAA, 0.002% Vitamin B1, 0.002% Vitamin C, 0.002% Salicylic Acid, 0.001% Humic Acid, 0.001% Protein Hydrolysate, 0.001% Yucca Extract

420 ROOTING GEL

STARTER & ROOT PROMOTER

Description

420 Rooting Gel contains 3-IBA plant growth regulator found to initiate and encourage new root development in cuttings in cannabis.

Guaranteed Minmium Analysis

0.20% IBA

SPROUT

STARTER & ROOT PROMOTER

EZ-GRO

SPROUT

GUARANTEED MINIMUM ANALYSIS
Indole-3-Butyric Acid (IBA).....0.9%
Naphthalene Acetic Acid (NAA).....0.5%

EZ-Gro Sprout contains 2 plant growth regulators (pgr) to stimulate rapid and vigorous root development and strong plant growth. Increases germination of seeds and promotes root growth and yields in field crops.

Seed Treatment Application

Apply with enough water for coverage. Compatible with most dyes

Crop	Application Rate
Soy, Cereal Grains	150 ml per metric ton of seed
Canola	75 ml per metric ton of seed

ATTENTION
Keep out of reach of children and animals
Store locked up, tightly closed, in a dry, well-ventilated area. | Dispose of contents and packaging in accordance with local, regional, and federal requirements.

DIRECTIONS:
Apply with enough water for coverage

Field Carrots and Other Root Vegetables: Use 250 ml/1000 L water (100-150 ml/ha, 40-60 ml/acre) for foliar spray or 160 ml/ha (65 ml/acre) as in furrow. 1st application: spray the day before transplant. 2nd application: 21 days after transplant. 3rd application: 21 days after last application.

Plants, Vegetables & Herbs in Outdoor Gardens: Use 2.5 ml / 10 L water. Apply as a soil drench to thoroughly saturate roots at time of planting or when transplanting seedlings. Repeat application bi-weekly using 1.25 ml / 10 L water until plants are well established.

Plants, Vegetables & Herbs in Pots: Use 7.5 ml / 10 L water. Apply as a soil drench to thoroughly saturate roots at time of planting. Repeat application biweekly using 5 ml / 10 L water until plants are well established.

Annual & Perennial Flowers: Use 5 ml / 10 L water. Apply as a soil drench to thoroughly saturate roots at time of planting. Repeat application bi-weekly using 2.5 ml / 10 L water until plants are well established.

Propagation Benches & Beds to Reduce Transplant Shock: Use 2.5 ml / 10 L water. Thoroughly saturate roots at time of planting. Repeat application weekly using 2.5 ml / 10 L water until plants are well established.

Cuttings (Soft Wood, Semi Hard Wood, Hard Wood): Soak fresh cuttings for 30 minutes in a solution of 5 ml / 10 L water. Thoroughly saturate root area at time of planting. Repeat application weekly using 1.25 ml / 10 L water until plants are well established.

Hydroponic Greenhouse Vegetables (Cucumber, Tomato, Peppers): Use 0.5-1 ml / 10 L water every three weeks beginning at 3-5 leaf stage or transplant and continuing through grow and bloom.

Hydroponics and Medical Marijuana: Apply 0.5-1 ml/10 L water to roots, during rooting growth stage

LOT NUMBER:

Manufactured By: Higrocorp Inc., 605 Justus Dr., Kingston, Ontario K7M 4H5 | 613-384-8882
Registration Number 2003002A Fertilizers Act

3.2L (3.35KG)

Description

EZ-Gro Sprout contains 2 plant growth regulators to stimulate rapid and vigorous root development and strong plant growth. Increases germination of seeds and promotes root growth and yields in field crops. It contains Indole-3-butyric Acid (IBA) and Napthaleneacetic Acid (NAA). Together these compounds stimulate root formation and promote the development of adventitious roots. This can enhance the roots of crops and reduce transplant shock.

- CONTAINS 2 PLANT GROWTH REGULATORS (PGR)
- FORMULA HELPS REDUCE TRANSPLANT SHOCK
- PROMOTES SUCCESSFUL ROOTING

Guaranteed Minimum Analysis

0.90% IBA
0.50% NAA

Background

- IBA is an endogenous plant hormone that gets converted to IAA to promote the development of adventitious roots
- NAA is a synthetic auxin that leads to root formation when used at low dosages
- Both NAA and IBA are more effective when applied exogenously than IAA as they do not breakdown as rapidly once taken up by the plant

Application Rates:

Field Carrots and Other Root Vegetables:
Use 250 ml/1000 L water (100-150 ml/ha, 40-60 ml/acre) for foliar spray or 160 ml/ha (65 ml/acre) as in furrow. 1st application: spray the day before transplant. 2nd application: 21 days after transplant. 3rd application: 21 days after last application.

Plants, Vegetables & Herbs in Outdoor Gardens:
Use 2.5 ml / 10 L water. Apply as a soil drench to thoroughly saturate roots at time of planting or when transplanting seedlings. Repeat application bi-weekly using 1.25 ml / 10 L water until plants are well established.

Plants, Vegetables & Herbs in Pots:
Use 7.5 ml / 10 L water. Apply as a soil drench to thoroughly saturate roots at time of planting. Repeat application biweekly using 5 ml / 10 L water until plants are well established.

Annual & Perennial Flowers:
Use 5 ml / 10 L water. Apply as a soil drench to thoroughly saturate roots at time of planting. Repeat application bi-weekly using 2.5 ml / 10 L water until plants are well established.

Propagation Benches & Beds to Reduce Transplant Shock:
Use 2.5 ml / 10 L water. Thoroughly saturate roots at time of planting. Repeat application weekly using 2.5 ml / 10 L water until plants are well established.

Cuttings (Soft Wood, Semi Hard Wood, Hard Wood):
Soak fresh cuttings for 30 minutes in a solution of 5 ml / 10 L water. Thoroughly saturate root area at time of planting. Repeat application weekly using 1.25 ml / 10 L water until plants are well established.

Hydroponic Greenhouse Vegetables (Cucumber, Tomato, Peppers):
Use 0.5-1 ml / 10 L water every three weeks beginning at 3-5 leaf stage or transplant and continuing through grow and bloom.

Hydroponics and Medical Marijuana:
Apply 0.5-1 ml/10 L water to roots, during rooting growth stage

5-15-5 RTC

STARTER & ROOT PROMOTER

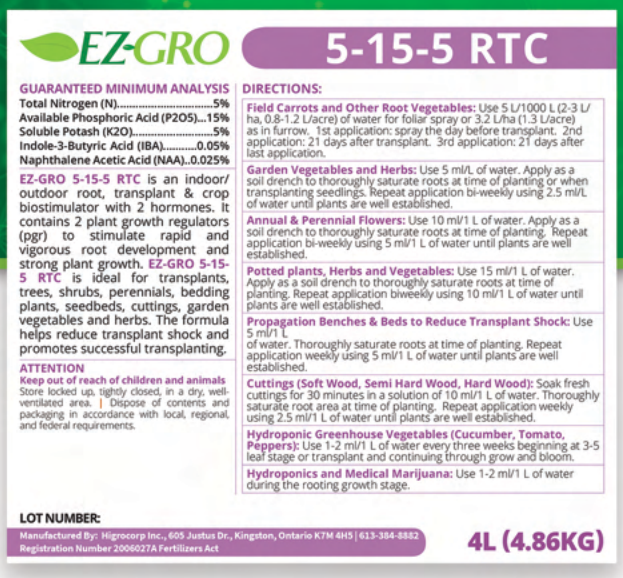

Description

EZ-Gro 5-15-5 RTC is an indoor/outdoor root, transplant & crop biostimulator with 2 hormones. It contains 2 plant growth regulators (IBA and NAA) to stimulate rapid and vigorous root development and strong plant growth. EZ-GRO 5-15-5 RTC is ideal for transplants, trees, shrubs, perennials, bedding plants, seedbeds, cuttings, garden vegetables and herbs. The formula helps reduce transplant shock and promotes successful transplanting.

- CONTAINS 2 PLANT GROWTH REGULATORS (PGR)
- FORMULA HELPS REDUCE TRANSPLANT SHOCK
- PROMOTES SUCCESSFUL ROOTING

Guaranteed Minimum Analysis

5.00% Nitrogen
15.00% Phosphorus
5.00% Potassium
0.05% IBA
0.025% NAA

Background

- IBA is an endogenous plant hormone that gets converted to IAA to promote the development of adventitious roots
- NAA is a synthetic auxin that leads to root formation when used at low dosages
- Both NAA and IBA are more effective when applied exogenously than IAA as they do not breakdown as rapidly once taken up by the plant

Application Rates:

Field Carrots and Other Root Vegetables:
Use 5 L/1000 L (2-3 L/ha, 0.8-1.2 L/acre) of water for foliar spray or 3.2 L/ha (1.3 L/acre) as in furrow. 1st application: spray the day before transplant. 2nd application: 21 days after transplant. 3rd application: 21 days after last application.

Garden Vegetables and Herbs:
Use 5 ml/L of water. Apply as a soil drench to thoroughly saturate roots at time of planting or when transplanting seedlings. Repeat application bi-weekly using 2.5 ml/L of water until plants are well established.

Annual & Perennial Flowers:
Use 15 ml/1 L of water. Apply as a soil drench to thoroughly saturate roots at time of planting. Repeat application biweekly using 10 ml/1 L of water until plants are well established.

Potted plants, Herbs and Vegetables:
Use 15 ml/1 L of water. Apply as a soil drench to thoroughly saturate roots at time of planting. Repeat application biweekly using 10 ml/1 L of water until plants are well established.

Propagation Benches & Beds to Reduce Transplant Shock:
Use 5 ml/1 L of water. Thoroughly saturate roots at time of planting. Repeat application weekly using 5 ml/1 L of water until plants are well established.

Cuttings (Soft Wood, Semi Hard Wood, Hard Wood):
Soak fresh cuttings for 30 minutes in a solution of 10 ml/1 L of water. Thoroughly saturate root area at time of planting. Repeat application weekly using 2.5 ml/1 L of water until plants are well established.

Hydroponic Greenhouse Vegetables (Cucumber, Tomato, Peppers):
Use 1-2 ml/1 L of water every three weeks beginning at 3-5 leaf stage or transplant and continuing through grow and bloom.

Hydroponics and Medical Marijuana:
Use 1-2 ml/1 L of water during the rooting growth stage.

PRIME

PLANT GROWTH ENHANCER


EZ-GRO PRIME

GUARANTEED MINIMUM ANALYSIS
Indole-3-Butyric Acid (IBA).....1.00%
6-Furfurylaminopurine(Kinetin).....0.25%
Salicylic Acid.....0.30%
Vitamin B1.....0.30%
Vitamin C.....0.30%

EZ-Gro Prime contains IBA, Kinetin and Salicylic Acid; biostimulants and plant growth regulators to help improve crop yields and reduce environmental stress.

DANGER
Keep out of reach of children and animals:
Do not apply within 21 days of harvest | Do not re-enter treated areas within 4 hours of foliar application | Harmful if swallowed | May cause skin and eye irritation | May cause respiratory irritation. | Wear protective gloves, clothing, eye and respiratory protection | Do not eat, drink or smoke when using this product | Avoid breathing fumes, use only in a well-ventilated location | Wash thoroughly after handling | Do not allow rinse water to contaminate streams, ponds and lakes, as water life may be endangered | For terrestrial uses, do not apply directly to water or to areas where surface water is present or to intertidal areas below the mean high water mark | Do not connect an irrigation system(including green house systems) used for pesticide application to public water system | If exposed concerned or feeling unwell, contact a health care provider | If swallowed - rinse mouth | If on skin – wash with plenty of water. Take off contaminated clothing and wash it before re-use | If in eyes – rinse cautiously with water for several minutes. Remove contact lenses if present and easy to do. Continue rinsing | If inhaled – move person to fresh air and keep comfortable for breathing | Store locked up in original container, in a well ventilated, cool, dry area, out of direct sunlight | Dispose of contents and packaging in accordance with local, regional and federal legislation.

APPLICATION CHART:

CROP	APPLICATION - USE ENOUGH WATER FOR COVERAGE
Barley, Oats, Rye, Spring or Winter Wheat, Canola, Flaxseed, Mustard, Safflower, Sunflower and Corn	3-5 leaf stage rate 175 ml/ha
Legumes (Soybean, Beans, Lentils, Chickpeas, Peas)	
Alfalfa, Clover, Hay	1st application 175 ml/ha at 3-5 leaf stage. 2nd application after cut 175 ml/ha
Kale, Cabbage, Broccoli, Cauliflower, Brussel Sprouts	Apply 175 ml/ha 14-21 days after emergence. 2nd application at 5-10% bloom.
Fruiting Vegetables (Tomatoes, Peppers, Eggplant)	
Cucumbers, Watermelon, Squash	
Leafy Vegetables (Lettuce, Celery, Spinach, Swiss Chard)	Apply 175 ml/ha 14-21 days after emergence. 2nd application mid-season.
Sugar Beets	Apply 175 ml/ha 14-21 days after emergence.
Apples	1st application full pink 455 ml/ha. 2nd application petal fall 455 ml/ha. 3rd application 21 days after petal fall 455 ml/ha. 4th application 50 days after petal fall 455 ml/ha.
Stone Fruit (Peaches, Cherries, Plums, Apricots)	1st application pre-bloom 455 ml/ha. 2nd application petal fall 455 ml/ha. 3rd application 21 days after petal fall 455 ml/ha.
Grapes	1st application leaf out/pre-bloom 220 ml/ha. 2nd application petal fall 455 ml/ha.
Flowers & Bedding Species	1st application at transplant. 2nd application at 5-10% bloom. 0.9 ml/EZ-Gro Prime to 1 L water (175 ml/ha).
Turf & Sod Production	Apply 13 ml/100 m2 every 3-4 weeks foliarly to greens & tees. Apply 440 ml/ha to fairways every 3-4 weeks.
Hydroponics and Cannabis	Soil/Rock Wool/Coco - Add to reservoir feed: Method 1 – add 1 ml/10 L water weekly through transplant, grow and bloom. Method 2 – add 1 ml/4 L water throughout Bloom weeks 1-4, followed by ½ ml/1 L water throughout Bloom weeks 5, 6 & 7.

LOT NUMBER:
Manufactured By: Higrocorp Inc., 605 Justus Dr., Kingston, Ontario K7M 4H5 | 613-384-8882
Registration Number 2017100A Fertilizers Act
5.6L (5.84KG)

Description

EZ-Gro Prime is a CFIA registered plant biostimulant containing potent growth regulators and stimulants such as IBA, Kinetin, Salicylic Acid, Vitamins B1 and C. Indole-3-butyric acid (IBA) is a growth-promoting phytohormone known as an auxin. Kinetin, a cytokinin, stimulates cell proliferation and differentiation. Salicylic Acid improves resistance to drought and environmental stress, enhances hardiness, flowering and fruit yield. Together these compounds stimulate root formation and improve rooting percentage, increase crop yield, and improve fruit and grain size and quality. Apply EZ-Gro Prime to significantly enhance your crops roots and even reduce transplant shock.

- STIMULATES ROOT GROWTH
- IMPROVES CROP YIELD
- REDUCES ENVIRONMENTAL STRESS
- CONTAINS 5 BIOSTIMULANTS TO PROMOTE PLANT GROWTH

Guaranteed Minimum Analysis

1.00% IBA, 0.25% Kinetin, 0.30% Salicylic Acid, 0.30% Vitamin B1, 0.30% Vitamin C

Background

- IBA is an endogenous plant hormone that gets converted to IAA to promote the development of adventitious roots.
- Kinetin and other cytokinins have been proven to positively regulate traits like grain or fruit size and biomass.
- Salicylic acid is an endogenous signaling molecule associated with various defense mechanisms and is known to protect against drought and salinity, as well as heavy metal toxicity and extreme heat.
- Vitamin B1 has been shown to function as an activator of plant disease resistance traits to improve health and vitality.
- Vitamin C has proposed functions in photosynthesis as an enzyme cofactor (including synthesis of ethylene, gibberellins and anthocyanins) and in control of cell growth.

Application Rates (use enough water for coverage):

Barley, Oats, Rye, Spring or Winter Wheat, Canola, Flaxseed, Mustard, Safflower, Sunflower and Corn
Legumes (Soybean, Beans, Lentils, Chickpeas, Peas)
3-5 leaf stage rate 175 ml/ha

Alfalfa, Clover, Hay
1st application 175 ml/ha at 3-5 leaf stage. 2nd after cut 175 ml/ha

Kale, Cabbage, Broccoli, Cauliflower, Brussel Sprouts
Fruiting Vegetables (Tomatoes, Peppers, Eggplant)
Cucumbers, Watermelon, Squash
Apply 175 ml/ha 14-21 days after emergence. 2nd application at 5-10% bloom.

Leafy Vegetables (Lettuce, Celery, Spinach, Swiss Chard)
Apply 175 ml/ha 14-21 days after emergence. 2nd application mid-season.

Sugar Beets
Apply 175 ml/ha 14-21 days after emergence.

Apples
1st application full pink 455 ml/ha. 2nd application petal fall 455 ml/ha. 3rd application 21 days after petal fall 455 ml/ha. 4th application 50 days after petal fall 455 ml/ha.

Stone Fruit (Peaches, Cherries, Plums, Apricots)
1st application pre-bloom 455 ml/ha. 2nd application petal fall 455 ml/ha. 3rd application 21 days after petal fall 455 ml/ha.

Grapes
1st application leaf out/pre-bloom 220 ml/ha. 2nd at petal fall 455 ml/ha.

Flowers & Bedding Species
1st application at transplant. 2nd application at 5-10% bloom. 0.9 ml/1L water (175 ml/ha).

Turf & Sod Production
Apply 13 ml/100 m2 every 3-4 weeks foliarly to greens & tees. Apply 440 ml/ha to fairways every 3-4 weeks.

Hydroponics and Cannabis
Soil/Rock Wool/Coco - Add to reservoir feed:
Method 1 – add 1 ml/10 L water weekly through transplant, grow and bloom.
Method 2 – add 1 ml/4 L water throughout Bloom weeks 1-4, followed by ½ ml/1 L water throughout Bloom weeks 5, 6 & 7.

CYTO

PLANT GROWTH ENHANCER

EZ-GRO CYTO

GUARANTEED MINIMUM ANALYSIS
6-Furfurylaminopurine (Kinetin)..0.90%
Salicylic Acid.....0.30%
Vitamin B1.....0.30%
Vitamin C.....0.30%

EZ-Gro Cyto contains biostimulants and plant growth regulators found in nature. It stimulates seedling and plant growth and may increase quality and yield. EZ-Gro Cyto helps to reduce transplant shock and increases root weight, and the number and size of flowers.

ATTENTION
Keep out of reach of children and animals
Due to low pH, may cause skin, eye and respiratory irritation
Wear protective clothing, gloves, eye and respiratory protection while handling product
Do not apply within 21 days of harvest | Avoid re-entry within 12 hours of foliar application. | Do not allow rinse water to contaminate streams, ponds and lakes as water life may be endangered. | For terrestrial uses, do not apply directly to water or to areas where surface water is present or to intertidal areas below the mean high water mark. | Do not connect an irrigation system (including greenhouse systems) used for pesticide application to public water system. | If exposed, concerned, or feeling unwell contact a health care provider. | Store locked up in original container, in a well ventilated area. Keep container tightly closed. | Dispose of contents and container in accordance with local, regional, and national regulations.

LOT NUMBER:
EXPIRY DATE:

Manufactured By: Higrocorp Inc., 605 Justus Dr., Kingston, Ontario K7M 4H5 | 613-384-8882
Registration Number 2017101A Fertilizers Act

APPLICATION CHART:

CROP	APPLICATION USE ENOUGH WATER FOR COVERAGE
Barley, Oats, Rye, Spring or Winter Wheat, Canola, Flaxseed, Mustard, Safflower, Sunflower and Corn	3-5 leaf stage rate 110 ml/ha
Legumes (Soybean, Beans, Lentils, Chickpeas, Peas)	
Alfalfa, Clover, Hay	1st application 110 ml/ha at 3-5 leaf stage. 2nd application after cut.
Kale, Cabbage, Broccoli, Cauliflower, Brussel Sprouts	
Fruiting Vegetables (Tomatoes, Peppers, Eggplant)	Apply 110 ml/ha 14-21 days after emergence. 2nd application at 5-10% bloom.
Cucumbers, Watermelon, Squash	
Leafy Vegetables (Lettuce, Celery, Spinach, Swiss Chard)	Apply 110 ml/ha 14-21 days after emergence. 2nd application mid-season.
Sugar Beets	Apply 110 ml/ha 14-21 days after emergence.
Apples	1st application full pink 290 ml/ha. 2nd application petal fall 290 ml/ha. 3rd application 21 days after petal fall 290 ml/ha. 4th application 50 days after petal fall 290 ml/ha.
Stone Fruit (Peaches, Cherries, Plums, Apricots)	1st application pre-bloom 290 ml/ha. 2nd application petal fall 290 ml/ha. 3rd application 21 days after petal fall 290 ml/ha.
Grapes	1st application leaf out/pre-bloom 140 ml/ha. 2nd application petal fall 290 ml/ha.
Flowers & Bedding Species	1st application at transplant. 2nd application at 5-10% bloom. 0.45 ml/EZ-Gro K to 1 L water (110 ml/ha).
Turf & Sod Production	Apply 8.25 ml/100 m2 every 3-4 weeks foliarly to greens & tees.
Hydroponics	Add 1 ml/10 L water to reservoir feed weekly through transplant, grow and bloom.
Cannabis	Add 1 ml/4 L water in the last 2 weeks of Grow and first week of Bloom, followed by 3ml/4 L water in weeks 2-3 of Bloom, and 6ml/4L water in weeks 4 and 5 of Bloom.

3.6L (3.6KG)

Description

EZ-Gro Cyto contains Kinetin, Salicylic Acid, and Vitamins B1 and C, natural plant growth stimulants, which play a vital role in plant growth and development, photosynthesis, transpiration, ion uptake and transport. Salicylic Acid improves resistance to drought and environmental stress, enhances hardiness, flowering and fruit yield, and aids in Systemic Acquired Resistance (SAR). When applied exogenously, kinetin can funnel resources toward the rapid growth of shoots and leaves. Apply EZ-Gro Cyto to your crops to protect against abiotic stress, increase number and size of fruits, flowers, grains and pods, and improve overall quality and yield.

- STIMULATES PLANT GROWTH
- IMPROVES CROP QUALITY AND YIELD
- REDUCES TRANSPLANT SHOCK
- INCREASE NUMBER AND SIZE OF FLOWERS

Guaranteed Minimum Analysis

0.90% Kinetin, 0.30% Salicylic Acid, 0.30% Vitamin B1, 0.30% Vitamin C

Background

- Salicylic acid is an endogenous signaling molecule associated with various defense mechanisms native to plants and is known to protect against drought and salinity, as well as heavy metal toxicity and extreme heat.

- Cytokinins are a class of plant signaling molecules that are involved in the regulation of growth and development throughout the entire life cycle of most plants. Concentrations are highest in developing tissues like root tips and the shoot apex, due to their role in growth promotion.

- Vitamin B1 has been shown to function as an activator of plant disease resistance traits to improve health and vitality.

- Vitamin C has proposed functions involving photosynthesis as an enzyme cofactor (including synthesis of ethylene, gibberellins and anthocyanins) and in control of cell growth.

Application Rates (use enough water for coverage):

Barley, Oats, Rye, Spring or Winter Wheat, Canola, Flaxseed, Mustard, Safflower, Sunflower and Corn
Legumes (Soybean, Beans, Lentils, Chickpeas, Peas)
3-5 leaf stage rate 110 ml/ha.

Alfalfa, Clover, Hay
1st application 110 ml/ha at 3-5 leaf stage. 2nd application after cut.

Kale, Cabbage, Broccoli, Cauliflower, Brussel Sprouts
Fruiting Vegetables (Tomatoes, Peppers, Eggplant)
Cucumbers, Watermelon, Squash
Apply 110 ml/ha 14-21 days after emergence. 2nd application at 5-10% bloom.

Leafy Vegetables (Lettuce, Celery, Spinach, Swiss Chard)
Apply 110 ml/ha 14-21 days after emergence. 2nd application mid-season.

Sugar Beets
Apply 110 ml/ha 14-21 days after emergence.

Apples
1st application full pink 290 ml/ha. 2nd application petal fall 290 ml/ha. 3rd application 21 days after petal fall 290 ml/ha. 4th application 50 days after petal fall 290 ml/ha.

Stone Fruit (Peaches, Cherries, Plums, Apricots)
1st application pre-bloom 290 ml/ha. 2nd application petal fall 290 ml/ha. 3rd application 21 days after petal fall 290 ml/ha.

Grapes
1st application leaf out/pre-bloom 140 ml/ha. 2nd application petal fall 290 ml/ha.

Flowers & Bedding Species
1st application at transplant. 2nd application at 5-10% bloom. 0.45 ml/1L water (110 ml/ha).

Turf & Sod Production
Apply 8.25 ml/100 m2 every 3-4 weeks foliarly to greens & tees.

Hydroponics and Cannabis
Soil/Rock Wool/Coco - Add to reservoir feed:
Method 1 – add 1 ml/10 L water weekly through transplant, grow and bloom. Method 2 – add 1 ml/4 L water throughout Bloom weeks 1-4, followed by ½ ml/1 L water throughout Bloom weeks 5, 6 & 7.

CYTOKELP

PLANT GROWTH ENHANCER



EZ-GRO CYTOKELP

GUARANTEED MINIMUM ANALYSIS
Cytokinin, as Kinetin.....0.25%
Kelp Extract (% dry wt).....6.00%
Yucca (% dry wt).....5.00%

CytoKelp is an organic based crop stimulant containing Kinetin, a plant growth hormone that has been shown to increase cell division, differentiation and growth. CytoKelp can enhance plant growth and development when applied as directed. CytoKelp is not a fertilizer; therefore, incorporate good fertilization program practices. Under certain circumstances kinetin may delay senescence of the leaves on some crops. Make applications at the proper timing and when the crop is actively growing.

CAUTION
Keep out of reach of children and animals:
Do not reenter sprayed area within 4 hours of foliar application. | Do not apply within 21 days of harvest. | Avoid release to water sources. | Do not apply directly to water, or to areas where the surface water is present or to intertidal areas below the mean highwater mark. Do not contaminate or allow rinse water to contaminate streams, ponds or lakes, as water life may be endangered. Do not connect an irrigation/chemigation system unless the backflow system (backflow preventer, check valve, vacuum relief valve) is in place to prevent water source contamination from backflow. | Wear protective equipment including clothing, gloves, eye and respiratory protection when using this product. | Wash thoroughly after handling. | If in eyes rinse with water for several minutes. | If on skin, wash thoroughly with water. | If inhaled move to fresh air. | If swallowed rinse mouth. | Store in original container, in a cool, dry place. | Dispose of contents and container in accordance with local, regional, and national regulations.

LOT NUMBER:

Manufactured By: Higrocorp Inc., 605 Justus Dr., Kingston, Ontario K7M 4H5 | 613-384-8882
Registration Number 2015147A Fertilizers Act

6.4L (6.74KG)

APPLICATION CHART:

CROP	RATE	TIMING
Brassica (Cabbage, Broccoli, Cauliflower, Brussel Sprouts)	200 ml/ha	Apply 14-21 days after emergence
Cucurbit (Cucumbers, Watermelon, Squash)		
Stone Fruit (Apples, Peaches, Cherries)	400 ml/ha	1st application full flower. 2nd application at small fruit stage. 3rd application 21 days after 2nd
Grapes		1st application leaf-out/pre-bloom. 2nd application petal fall. 3rd application after harvest
Tubers/Root Vegetables (Beets, Radish, Carrots, Potatoes, Sweet Potatoes)		1st application at initiation stage. 2nd application 21 days after first
Leafy Vegetables (Celery, Lettuce, Spinach)		1st application at transplant. 2nd application during mid-season growth
Fruiting Vegetables (Tomatoes, Peppers, Eggplant)		1st application at transplant. 2nd application at early bloom stage
Legumes (Peas, Beans, Soy)		1st application at 3-5 leaf stage. 2nd (optional) Pod filling stage
Corn (Sweet, Field), Small Grains (Barley, Wheat)		Application at 3-5 leaf stage or 6-8 days after full bloom
Turf (Bluegrass, Rye, Fescue)	20-40 ml/100 m2	1st application when seeded grass becomes established or at the beginning of the season for perennials. Repeat as necessary.
Hydroponics and Cannabis		Soil/Rock Wool/Coco - Add to reservoir feed: Method 1 – add 3.5 ml/10 L water weekly through transplant, grow and bloom. Method 2 – add 3.5 ml/4 L water throughout Bloom weeks 1-4, followed by 1.75 ml/1 L water throughout Bloom weeks 5, 6 & 7.

Description

Cytokelp is an organic-based plant biostimulant that contains the natural plant growth stimulant Kinetin, as well as Yucca Extract, and is derived from kelp extract - a natural source of cytokinins, auxins and gibberellins. Kinetin, a cytokinin, is native to many plants, and acts as a growth rate stimulant by stimulating cell proliferation and differentiation. When applied exogenously, Kinetin can funnel resources toward the rapid growth of shoots and leaves. Yucca is a natural surfactant and wetting agent and improves crop resistance to stress. Reduce transplant shock, increase number and size of fruits, flowers, grains and pods, improve crop yield and stimulate rapid growth of your crops by using Cytokelp.

- ORGANIC BASED FORMULA
- ENHANCES PLANT GROWTH & DEVELOPMENT
- CONTAINS KINETIN, A PLANT STIMULANT FOUND IN NATURE
- SUPPORTS DEVELOPMENT & REDUCES TRANSPLANT SHOCK

Guaranteed Minimum Analysis

0.25% Kinetin, 6.00% Kelp Extract, 5.00% Yucca Extract

Background

- Cytokinins are a class of plant signaling molecules that are involved in the regulation of growth and development throughout the entire life cycle of most plants. Concentrations are highest in developing tissues like root tips and the shoot apex, due to their role in growth promotion.

- Kinetin and other cytokinins have been proven to positively regulate traits like grain or fruit size and biomass.

- Yucca is a natural surfactant and when added to biostimulants can increase their effectiveness and add additional protection against drought, heat, salt and UV stress.

- Kelp is a source of organic potassium, minerals and contains natural biostimulants such as cytokinins, auxins, and gibberellins.

Application Rates:

Brassica (Cabbage, Broccoli, Cauliflower, Brussel Sprouts)
Cucumbers, Watermelon, Squash
200 ml/ha - Apply 14-21 days after emergence
Stone Fruit (Apples, Peaches, Cherries)
400 ml/ha - 1st application full flower. 2nd application at small fruit stage. 3rd application 21 days after 2nd
Grapes
400 ml/ha - 1st application leaf-out/pre-bloom. 2nd application petal fall. 3rd application after harvest
Tubers/Root Vegetables (Beets, Radish, Carrots, Potatoes, Sweet Potatoes)
400 ml/ha - 1st application at initiation stage. 2nd application 21 days after first
Leafy Vegetables (Celery, Lettuce, Spinach)
400 ml/ha - 1st application at transplant. 2nd application during mid-season growth
Fruiting Vegetables (Tomatoes, Peppers, Eggplant)
400 ml/ha - 1st application at transplant. 2nd application at early bloom stage
Legumes (Peas, Beans, Soy)
400 ml/ha - 1st application at 3-5 leaf stage. 2nd (optional) Pod filling stage
Corn, Small Grains (Barley, Wheat)
400 ml/ha - Application at 3-5 leaf stage or 6-8 days after full bloom
Turf (Bluegrass, Rye, Fescue)
20-40 ml/100 m2 - 1st application when seeded grass becomes established or at the beginning of the season for perennials. Repeat as necessary.
Hydroponics and Cannabis
Soil/Rock Wool/Coco - Add to reservoir feed:
Method 1 – add 3.5 ml/10 L water weekly through transplant, grow and bloom.
Method 2 – add 3.5 ml/4 L water throughout Bloom weeks 1-4, followed by 1.75 ml/1 L water throughout Bloom weeks 5, 6 & 7.

TRIA

PLANT GROWTH ENHANCER

EZ-GRO

EZ-GRO TRIA

GUARANTEED MINIMUM ANALYSIS
Triacontanol.....0.5%

Triacontanol is a plant growth regulator naturally found in plant cuticle waxes and beeswax and is abundant in the leaves of most plants. It affects many aspects of growth and results in increased yield, uptake of water and nutrients as well as fruit and flower number, size and quality, and essential oil production. Triacontanol triggers the release of adenosine, a fast-acting second messenger important for the regulation of transpiration and translocation of sugar and other metabolites. EZ-Gro-TRIA enhances growth, protects against abiotic stress, and increases overall yields when exogenously applied at low concentrations.

ATTENTION
Keep out of reach of children and animals
Store in tightly closed container, in a dry, well ventilated area. | Dispose of contents and packaging in accordance with local, regional and federal legislation.

Lot Number:
Expiry Date:

Manufactured By: Higrocorp Inc., 605 Justus Dr., Kingston, Ontario K7M 4H5 | 613-384-8882
Registration Number 20180635 Fertilizers Act

APPLICATION RATES: Foliar, Drench, In Furrow, Mixed with Fertilizer/ Herbicide/Pesticide

EZ-Gro-TRIA works best when used in addition to other dry or liquid fertilizers. Agitate tank while applying. For home and garden use, add concentrate to water and agitate prior to application or filling spray bottle. Do NOT exceed recommended milligrams of Active Ingredient per Hectare (MG AI/HA). Applying at higher rates can have negative effects on growth.

TO ENHANCE GROWTH AND RESILIENCE BEGIN APPLICATION AFTER TRANSPLANT OR EMERGENCE:

CROP	RATE (MG AI/HA)	ML PRODUCT / HA	INSTRUCTIONS
Seed Application	N/A		100 ml/1MT in sufficient water for coverage
Field Vegetables, Root Crops, Herbs, Orchards, Vineyards, Ornamentals & Turf	75-100 mg/ha 15-20 ml/100 L water 30-40 mg/acre		Apply weekly or as required
Canola, Cereal Grains, Corn, Legumes	750 mg/ha 150 ml/100 L water 300 mg/acre		Apply 1-2 times prior to flowering
Potted Vegetables, Herbs, Plants	2.5 ml/100 L water		Apply weekly or as required
Soil & Compost	2.5 ml/100 L compost/soil		Apply to soil/compost and mix thoroughly
Hydroponics	2 ml/100 L water to roots weekly throughout grow and bloom		
Indoor/Outdoor Cannabis & Hemp	75-100 mg/ha 15-20 ml/100 L water 30-40 mg/acre		Apply weekly or as required

4.8L (4.8KG)

Description

EZ-Gro TRIA contains triacontanol, a powerful plant growth regulator naturally found in abundance in the leaves of most plants. Triacontanol affects many aspects of growth and results in increased yield, uptake of water and nutrients as well as fruit and flower number, size and quality, and essential oil production. It also triggers the release of adenosine, a fastacting second messenger important for the regulation of transpiration and translocation of sugar and other metabolites. Apply EZ-Gro TRIA to enhance growth, protect against abiotic stress, and increase overall crop yields.

- STIMULATES FASTER PLANT GROWTH
- IMPROVES NUTRIENT AND WATER UPTAKE
- ENHANCES CROP QUALITY & YIELD
- IMPROVES PHOTOSYNTHESIS & CHLOROPHYLL PRODUCTION

Guaranteed Minimum Analysis

0.50% Triacontanol

Background

- Triacontanol is naturally found in plant cuticle waxes and beeswax and is abundant in the leaves of most plants.
- Triacontanol allows plants to uptake nutrients and water more efficiently which allows for more efficient utilization of fertilizers and supplements already being applied (increases usefulness of current crop treatments).
- It improves yield, growth, photosynthesis, protein synthesis, uptake of water and nutrients, nitrogen-fixation, enzyme activity and contents of free amino acids, reducing sugars, soluble protein and active constituents of essential oil in various crops

Application Rates:

Field Vegetables, Root Crops, Herbs, Orchards, Vineyards, Ornamentals & Turf
15-20 ml/100 L water
Apply weekly or as required

Canola, Cereal Grains, Corn, Legumes
150 ml/100 L water
Apply 1-2 times prior to flowering

Potted Vegetables, Herbs, Plants
2.5 ml/100 L water
Apply weekly or as required

Soil & Compost
2.5 ml/100 L compost/soil
Apply to soil/compost and mix thoroughly

Hydroponics & Cannabis
2 ml/100 L water to roots weekly throughout grow and bloom

APPROVED BY ECO CERT

GA3 5%

PLANT GROWTH ENHANCER

EZ-GRO GA3 5%

GUARANTEED MINIMUM ANALYSIS
Gibberellic Acid.....5%

EZ-Gro GA3 5% contains gibberellic acid (GA), a very potent plant growth regulator whose natural occurrence in plants controls their development. GA promotes plant and flower growth. Applications of very low concentrations can have a profound effect while too much will have the opposite effect. Excessive application rates may result in undesirable stem elongation. Do not use more than the recommended rates. Do not mix more than required at time of application.
Evaluate the effects of EZ-Gro GA3 5% on a small number of plants prior to application on a widespread basis.

PPM-ML CONVERSION TABLE
Please see Application Charts for recommended application rates and timings.

TARGET PPM	ML / 1 LITRE SOLUTION	ML / 1000L SOLUTION
1	0.02	20
5	0.10	100
10	0.20	200
25	0.50	500
50	1.0	1000
100	2.0	2000
250	5.0	5000
500	10.0	10000
750	15.0	15000
1000	20.0	20000

DIRECTIONS OF USE: SHAKE WELL BEFORE USE
MIXING AND SPRAYING DIRECTIONS: Fill spray tank with half of the full volume of water and then add required amount of EZ-Gro-GA3 5%, followed by the remaining water. Add desired amount of surfactant after adding all required water. Agitate vigorously for a minimum of 10 minutes before beginning application. Apply thoroughly to all parts of the plant or crop. Do not apply by air.
AIRBLAST APPLICATION: Do not direct spray above plants to be treated. Turn off outward pointing nozzles at row ends and outer rows. Do not apply when wind speed is greater than 16 km/h at the application site as measured outside of the treatment area on the upwind side.
NOTE: For full product activity, application should be made under cool, slow-drying weather conditions, preferably early in the morning or late in the day and/or the addition of a Non-ionic surfactant at 0.125% volume. Avoid hot, windy periods. EZ-Gro-GA3 5% has low solubility in water and cannot be used in high concentrations. In solution, it has limited stability and should be applied as soon as possible.
Several factors may affect EZ-Gro-GA3 5% efficacy including:
- Rainfall within 4-6 hours of application will reduce activity significantly.
- Very early maturing varieties may not respond to EZ-Gro-GA3 5%.
- Plants under stress because of low soil moisture, nutrient deficiency, severe weed competition, insect, disease or rodent damage may not respond to EZ-Gro-GA3 5%.
- Inadequate spray coverage. EZ-Gro-GA3 5% solution must cover all parts of the plant and crop entirely for complete activity.
- A heavy crop load (high fruit/leaf ratio) may reduce effectiveness.

All necessary precautions should be taken to avoid spray drift into adjoining residential properties, orchards, aquatic habitats and roadways.

CROP	PPM	ML/L WATER	G AV/ HA	L/HA	TIMING
Blueberries (High & Low Bush), Melon, Watermelon, Cantaloupe	50	1	50	1	Small fruit stage to increase yield and size
Sweet Cherries	20	0.4	20	0.4	At straw-yellow colour for larger firmer fruit and better storage
Stone Fruit	40-80	0.8-1.6	40-80	0.8-1.6	At small fruitstage, 1-4 weeks before harvest
Cranberry	20-40	0.4-0.8	20-40	0.4-0.8	Small fruit stage to increase yield and size
Apples/Pears	10-40	0.1-0.4	10-40	0.1-0.4	Small fruit stage to increase yield and size
Wine Grapes	5-20	0.05-0.4	5-20	0.05-0.4	Apply at emergence of rachis before anthesis to increase crop yield. Do not exceed rate and only apply at stated timing

CONTINUED ON OTHER SIDE

ATTENTION Keep out of reach of children and animals
May cause eye irritation | Wear eye protection, gloves, long sleeved shirt, pants and shoes plus socks when handling this product | Do not re-enter or allow re-entry within 12 hours after foliar application. | Avoid release to water sources. | If in eyes: Rinse with water for several minutes. Remove contact lenses if present and continue rinsing | Store locked up in original container, in a cool, dry area. Only pour out the amount of product that will be used on the same day | Dispose of contents and container in accordance with local, regional, and national regulations.

LOT NUMBER:

Manufactured By: Higrocorp Inc., 605 Justus Dr., Kingston, Ontario K7M 4H5 | 613-384-8882
Registration Number 2018121A Fertilizers Act

3.2L (3.20KG)

Description

EZ-Gro GA3 5% contains gibberellic acid (GA), a very potent plant growth regulator whose natural occurrence in plants controls their development. Gibberellic acid promotes plant and flower growth. Applications of very low concentrations can have a profound effect. It is involved in seed germination, seedling emergence, stem and leaf growth, floral induction, and flower and fruit growth and enhances many crops including: fruits, vegetables, flowers, cereal grains, golf turf, pasture grass, etc. Apply EZ-Gro GA3 5% to your crops to increase number and size of fruits, flowers, grains and pods, and improve overall plant growth, size, and yield.

- PROMOTES PLANT & FLOWER GROWTH
- INCREASES NUMBER OF PODS, FRUITS, FLOWERS & GRAINS
- AIDS IN SEED GERMINATION AND EMERGENCE
- INCREASES FRUIT SET & YIELD

Guaranteed Minimum Analysis

5.00% Gibberellic Acid

Background

- Gibberellins are hormones that play a role in growth and development of plants and generally leads to increased stem/stalk length when applied to plants.
- They are believed to act via a specific GA-receptor interaction (requires highly specific interaction with receptor).
- Gibberellic acid acts in a number of developmental and physiological processes in plants and is directly effective in promotion of shoot elongation in plants.
- It has also been implicated in promotion of root growth, root hair abundance, inhibition of floral bud differentiation in woody angiosperms, regulation of vegetative and reproductive bud dormancy and delay of senescence in many organs of a range of plant species.

APPROVED BY ECO CERT

Application Rates:

Corn | 0.1-0.25 (ML/1L water) | 0.1-0.25 (L/HA)
Apply at emergence of leaves V2-V6

Hops | 0.2-0.3 (ML/1L water) | 0.2-0.3 (L/HA)
One application when vine growth is 1.5-2.5 meters (5-8 feet) long.

Soybeans| 0.1-0.25 (ML/1L water) | 0.1-0.25 (L/HA)
Spray once during early flowering and once during mid-flowering.

Canola, Barley, Oats, Rye, Kale, Sorghum, Triticale, Turnip | 0.1-0.25 (ML/1L water) | 0.1-0.25 (L/HA)
Apply 1-3 times every 3-4 weeks in the spring when 2.5-5 cm of green has emerged and in the autumn when growth has slowed due to cool temperatures. Best results are obtained when average temperatures are between 4.5 and 15.5°C.

Strawberries | 0.8-1.2 (ML/1L water) | 0.8-1.2 (L/HA)
Apply 10-30 days after planting when plants have 1-6 leaves. Spray to point of run-off. Do not apply after mid May or to fruiting plants.

Broccoli and Cauliflower | 2 (ML/1L water) | 2 (L/HA)
Apply when plants have 6-8 leaves & stem diameter ranges from 0.5-1.0 cm.

Celery | 0.16-0.5 (ML/1L water) | 0.16-0.5 (L/HA)
Apply once 1-4 weeks prior to harvest. Use lower concentrations 3-4 weeks before harvest and higher concentrations 1-2 weeks before harvest. Do not apply more than 4 weeks before harvest.

Peppers | 0.05-0.15 (ML/1L water) | 0.05-0.15 (L/HA)
To promote plant growth: 1st application at 2 weeks after transplant. Repeat every two weeks through grow cycle. To promote fruit growth: Apply every week through bloom cycle. To increase fruit size: Apply once at beginning of picking.

Spinach | 0.3-0.5 (ML/1L water) | 0.3-0.5 (L/HA)
Apply once with 110-550 L of water per ha by ground 10-18 days before each anticipated harvest (Fall and overwintered spinach)

Hydroponics & Cannabis
1. Make a Solution containing 7.5 litres of water and 1 drop of EZ-Gro GA3 5% (use an eye dropper if available). 2. Add 2 ml of this Solution per 1 litre of water. 3. Apply to roots during Bloom weeks 1 & 2. NOTE: Do not store Solution more than 2 weeks. Fresh Solution is more effective.

MAX

PLANT GROWTH ENHANCER

EZ-GRO

MAX

GUARANTEED MINIMUM ANALYSIS

Cytokinin, as Kinetin.....0.2%
Gibberellic Acid (GA3).....0.075%
Indolebutyric Acid (IBA).....0.1%
Salicylic Acid.....0.1%
Vitamin C.....0.1%

EZ-Gro MAX contains three plant growth regulators (pgr) & biostimulants to enhance growth and aid in the reduction of environmental stress. It can be used as both a seed treatment and on growing/planted crops.

ATTENTION
Keep out of reach of children and animals
May cause skin and eye irritation. | Wear protective equipment including clothing, gloves, eye and respiratory protection. | Wash hands after use. | Do not allow re-entry into treated areas within 4 hours of foliar application | If in eyes rinse immediately with water for at least 15 minutes | If in contact with skin, wash with water. | Do not allow rinse water to contaminate streams, ponds and lakes, as water life may be endangered. | For terrestrial uses, do not apply directly to water or to areas where surface water is present or to interidal areas below the mean high-water mark. | Do not connect an irrigation system (including greenhouse systems) used for product application to public water system. | Store in tightly closed container, in a dark, well-ventilated area. Do not store with oxidizing and self-igniting products. | Dispose of contents and packaging in accordance with local, regional, and federal requirements.

APPLICATION RATES AND DIRECTIONS:
SHAKE WELL BEFORE USE

SEED TREATMENT APPLICATION
Rate: 22-75 ml (¾-2 ½ oz) per 45 kg (100 lb) of seed.
Directions: Use with sufficient water to ensure uniform coverage. Use only approved dyes. Use higher water rates when conditions favour poor germination, such as cool soil temperatures or low germination type seeds.
Recommend For: alfalfa, barley, cabbage, canola, carrots, cauliflower, celery, corn, cucumbers, dry beans, eggplant, lettuce, melons, oats, onions, peas, peppers, soybeans, spinach, squash, sugar beets, sunflowers, tomatoes, turf grass, and wheat.

FIELD CROPS APPLICATION RATES
If seed has been treated do not apply in-furrow treatment

CROP	RATE		FOLIAR SPRAY TIMING
	BROADCAST SPRAY	IN-SEED FURROW	
Alfalfa	115ml/ha 1.5oz/acre	N/A	1st: 3-5 leaf stage or sufficient re-growth. 2nd: after each cutting
Canola			1st: rosette stage & bolting. 2nd: at 20% bloom
Soybeans			1st: 3-5 leaf stage. 2nd: at bloom stage
Corn		300ml/ha 3.75oz/acre	1st: 3-5 leaf stage. 2nd: 8-11 leaf stage
Potatoes			1st: tuber initiation. 2nd: onset of tuber bulking
Wheat, Barley, Oats, Rye*			1st: prior to jointing. 2nd: at flat leaf stage

*Use only in-furrow or foliar application, not both

continued on back

LOT NUMBER:

Manufactured By: Higrocorp Inc., 605 Justus Dr., Kingston, Ontario K7M 4H5 | 613-384-8882
Registration Number 2018162A Fertilizers Act

3.7L (4.01KG)

Description

EZ-Gro MAX is a powerful crop supplement that contains three plant growth regulators - Kinetin, IBA, and Gibberellic Acid - and biostimulants such as Salicylic Acid and Vitamin C to enhance growth and aid in the reduction of environmental stress. It can be used as both a seed treatment and on growing/planted crops. Kinetin stimulates cell proliferation and differentiation, IBA promotes plant growth, while Gibberellic Acid promotes plant and flower growth. Apply EZ-Gro MAX to your crops to protect against abiotic stress, increase number and size of fruits, flowers, grains and pods, and enhance and improve overall crop growth, quality and yield.

- CONTAINS 5 BIOSTIMULANTS TO PROMOTE PLANT GROWTH
- REDUCES ENVIRONMENTAL STRESS
- IMPROVES CROP YIELD
- INCREASES NUMBER OF PODS, FRUITS, FLOWERS & GRAINS

Guaranteed Minimum Analysis

0.20% Kinetin, 0.10% IBA, 0.075% Gibberellic Acid, 0.10% Salicylic Acid, 0.10% Vitamin C

Background

- Kinetin and other cytokinins have been proven to positively regulate traits like grain or fruit size and biomass.
- IBA is an endogenous plant hormone that gets converted to IAA to promote the development of adventitious roots.
- Gibberellic Acid is a very potent plant growth regulator whose natural occurrence in plants controls their development.
- Salicylic Acid is an endogenous signaling molecule associated with various defense mechanisms and is known to protect against drought and salinity, as well as heavy metal toxicity and extreme heat.
- Vitamin C has proposed functions involving photosynthesis as an enzyme cofactor (including synthesis of ethylene, gibberellins and anthocyanins) and in control of cell growth

Application Rates:

Alfalfa | 115ml/ha | 1.5oz/acre
1st: 3-5 leaf stage or sufficient re-growth. 2nd: after each cutting
Canola | 115ml/ha | 1.5oz/acre
1st: rosette stage & bolting. 2nd: at 20% bloom
Soybeans | 115ml/ha | 1.5oz/acre
1st: 3-5 leaf stage. 2nd: at bloom stage
Corn | 115ml/ha | 1.5oz/acre
1st: 3-5 leaf stage. 2nd: 8-11 leaf stage
Potatoes | 115ml/ha | 1.5oz/acre
1st: tuber initiation. 2nd: onset of tuber bulking
Wheat, Barley, Oats, Rye | 115ml/ha | 1.5oz/acre
1st: prior to jointing. 2nd: at flat leaf stage
Carrots, Cucumbers, Eggplant, Melons, Peppers, Radishes, Squash, Sugar Beets, Tomatoes | 115ml/ha | 1.5oz/acre
1st: 3-5 leaf stage. 2nd: flower bud initiation
Asparagus, Broccoli, Cabbage, Cauliflower, Celery, Lettuce, Spinach | 115ml/ha | 1.5oz/acre
1st: 5-8 leaf stage. 2nd: flower bud initiation
Chives, Garlic, Leeks, Onions, Shallots | 115ml/ha | 1.5oz/acre
1st: 2 weeks after emergence. 2nd: 2 weeks after 1st application
Grapes | 115ml/ha | 1.5oz/acre
1st: prior or at bloom stage. 2nd: at fruiting stage
Strawberries | 115ml/ha | 1.5oz/acre
1st: at bloom stage. 2nd: 2 weeks after 1st application
Palm & Stone Fruits | 750ml/1000L water/ha
1st: at first bloom. 2nd: at fruiting stage
Hydroponics and Cannabis
Soil/Rock Wool/Coco - Add to reservoir feed: Method 1 – Add 1 ml/10 L of water throughout grow and bloom stages Method 2 – Add 0.5 ml/1 L of water starting at bud formation until flowering. Add 1 ml/1 L water throughout flowering.

CHITOSAN

PLANT & SOIL PROTECTANT



EZ-GRO CHITOSAN

GUARANTEED MINIMUM ANALYSIS
ACTIVE INGREDIENT
Chitosan.....4.0%

Chitosan, the active ingredient in EZ-Gro Chitosan, is a compound naturally found in crustacean shells and fungal cell walls, and can be very beneficial to plant production and growth. Chitosan enhances plant survival and yield in times of heat or cold stress and drought. When foliar-applied to crops it allows the plants to grow with less water. Exogenous application of Chitosan has also been shown to accelerate growth and germination as well as improve the quality of flowers and fruit.

APPLICATION INSTRUCTIONS:
To prepare solution, add one half the total amount of water, add recommended volume of EZ-Gro Chitosan and continue adding water until desired application volume is reached. For foliar applications, apply with minimum volume of 100 L/ha.

CAUTION
Keep out of reach of children and animals
This product contains shellfish. Adverse reactions may occur in sensitive persons. | May cause skin and eye irritation. | Wear dust mask, protective eyewear and gloves. | If skin contact occurs, wash with soap and water. | If allergic reaction occurs, seek medical attention. | If in eyes rinse with water for several minutes. Remove contact lenses if present and continue rinsing. | Store in tightly closed container, in a dry, well ventilated area. | Dispose of contents and packaging in accordance with local, regional and federal legislation.

APPLICATION CHARTS:

FOLIAR APPLICATION:

APPLICATION	RATE ML/HA	TIMING / FREQUENCY
Tomato	250-500	Every 2-4 weeks after sowing or transplanting
Corn	150-300	One application at V2-V4 growth stage
Potatoes	250-300	Every 2 weeks after sowing
Field Vegetables	300	Every 1-2 weeks
Wheat, Canola, Soy, Beans	150-625	One application at 3-5 leaf stage
Flowers	125	Apply to plants weekly
Fruits	90-95	Spray every other week for first four treatments, then monthly thereafter
Greenhouse Vegetables	250	Spray every 2-4 weeks after sowing or transplanting
Trees (or similar)	90-95	Monthly applications

DRENCH APPLICATION:

APPLICATION	DILUTION RATE	TIMING / FREQUENCY
Hydroponics and Cannabis	1 ml / L of water	Apply to roots weekly through grow and bloom, beginning at transplant
Soil/Compost	1 ml / L of soil	Apply to soil and mix thoroughly
Seed Treatment	5 ml / 20-40 kg seed	Apply directly to seeds with enough water for coverage

LOT NUMBER:
Manufactured By: Higrocorp Inc., 605 Justus Dr., Kingston, Ontario K7M 4H5 | 613-384-8882
Registration Number2017113A Fertilizers Act
4.8L (5.02KG)

Description

EZ-Gro Chitosan is a plant growth enhancer that is also used to boost the defensive ability of plants in fighting fungal infections. Its active ingredient, chitosan, is a natural compound found in the shells of crustaceans and other shellfish. Chitosan enhances the ability of plants to survive in times of heat or cold stress and drought. It can give plants the ability to grow with less water and can accelerate growth and germination, and improve the quality of flowers and fruit. Apply EZ-Gro Chitosan to your crops to protect against fungal infections, heat and cold stress, drought and improve overall quality.

- BOOSTS PLANT DEFENSES
- INCREASES RESISTENCE TO ENVIRONMENTAL STRESS
- DEFENDS AGAINST FUNGAL INFECTIONS
- PROTECTS PLANTS AGAINST DROUGHT, HEAT AND COLD

Guaranteed Minimum Analysis

4.00% Chitosan

Background

- Chitosan has been proven to accelerate growth and germination as well as improve the quality of flowers and fruit. It increases the number of useful soil microorganisms and decreases harmful ones.

- Chitosan is a sugar polymer derivative of chitin that functions as a growth enhancer and antitranspirent (it allows the plants to grow with less water).

- Chitin resembles cellulose in both structure and function, and is used as a structural polymer in crustacean shells, insect exoskeletons, and fungal cell walls

Application Rates:

Foliar Application:

Tomato | 250-500 ML/HA
Every 2-4 weeks after sowing or transplanting
Corn | 150-300 ML/HA
One application at V2-V4 growth stage
Potatoes | 250-300 ML/HA
Every 2 weeks after sowing
Field Vegetables | 300 ML/HA
Every 1-2 weeks
Wheat, Canola, Soy, Beans | 150-625 ML/HA
One application at 3-5 leaf stage
Flowers | 125 ML/HA
Apply to plants weekly
Fruits | 90-95 ML/HA
Spray every other week for first four treatments, then monthly thereafter
Greenhouse Vegetables | 250 ML/HA
Spray every 2-4 weeks after sowing or transplanting
Trees (or similar) | 90-95 ML/HA
Monthly applications

Drench Application:

Hydroponics and Cannabis | 1 ml / L of water
Apply to roots weekly through grow and bloom, beginning at transplant
Soil/Compost | 1 ml / L of soil
Apply to soil and mix thoroughly
Seed Treatment | 5 ml / 20-40 kg seed
Apply to soil and mix thoroughly

ARMOUR-L 0-0-15

PLANT & SOIL PROTECTANT

EZ-GRO ARMOUR 0-0-15

GUARANTEED MINIMUM ANALYSIS
Silicon Dioxide (SiO_2).....25%
Soluble Potash (K_2O).....15%

EZ-Gro Armour is a 50% Potassium Silicate, liquid fertilizer additive that can help your plants protect themselves against a myriad of stresses including moisture, temperature, and salt. EZ-Gro Armour offers two levels of protection – silicon inserts into the cell wall forming a physiological barrier, while also activating biochemical pathways, to increase water usage efficiency and promote growth in response to (despite) abiotic stress.

DANGER
Keep out of reach of children and animals
Do not enter treated areas within 4 hours of foliar application. | Causes severe skin burns and eye damage. | May cause respiratory irritation. | Wear protective gloves, clothing, eye and respiratory protection. | Use only outdoors or in well ventilated area. | Do not eat, drink, or smoke when using this product. | Wash thoroughly after handling. | Avoid release to water sources. | Immediately contact a health care provider if exposed, concerned or feeling unwell. | If in eyes, rinse with adequate water for at least 15 minutes. | If in contact with skin, wash immediately with plenty of water. Remove and wash contaminated clothing before reuse. | If swallowed, rinse mouth and drink plenty of water afterwards. | If inhaled, move person to fresh air. | Store locked up, tightly closed, in a dry, well-ventilated area. | Dispose of contents and packaging in accordance with local, regional, and federal requirements.

APPLICATION CHART:
To promote growth and structural fortification during stress.
Apply with enough water for coverage.
Begin Application at transplant or first leaves.

CROP	ML/HA	INSTRUCTIONS:
Lettuce	70	5 applications at 10 day intervals
Tomato	70	10 applications at 10 day intervals
Pepper/Eggplant	80	7 applications at 14 day intervals
Cucumber/Zucchini	80	6 applications at 10 day intervals
Melon	100	7 applications at 10 day intervals
Strawberries	60	10 applications at 7 day intervals
Roses	80	6 applications at 7 day intervals
Wheat, Barley, Oats	50	From 3-5 leaf stage to first node
Turf	190-300	Apply as needed
Hydroponics and Cannabis	1 ml/5 L water	Add to tank weekly through grow and bloom
Soil & Compost	1 ml/ 5 L soil	Apply to soil/compost and mix thoroughly

LOT NUMBER:
Manufactured By: Higrocorp Inc., 605 Justus Dr., Kingston, Ontario K7M 4H5 | 613-384-8882
Registration Number 2017096A Fertilizers Act
3.2L (4.48KG)

Description

EZ-Gro Armour-L 0-0-15 is a concentrated Potassium Silicate liquid fertilizer additive that can help your plants protect themselves against a myriad of stresses including moisture, temperature, salt, and heavy metals. The Silicon Dioxide contained in Potassium Silicate offers two levels of protection – silicon inserts into the cell wall forming a physiological barrier, while also activating biochemical pathways to increase water usage efficiency and promote growth in response to, or despite of, abiotic stress. Apply EZ-Gro Armour-L 0-0-15 during times of stress to help your crops defend themselves and survive detrimental conditions.

- PROTECTS PLANTS AGAINST STRESS
- INCREASES PLANT WATER USAGE AND EFFICIENCY
- STRENGTHENS PLANT CELLS
- IMPROVES DROUGHT RESISTENCE

Guaranteed Minimum Analysis

25.00% Silicon Dioxide, 15.00% Soluble Potash

Background

- Potassium Silicate is abundant in soil and readily taken up by plants to offer structural fortification and regulation of water use.
- Silicon Dioxide, found in Potassium Silicate, plays an important role in abiotic stress resistance during drought or saline stress, strengthens cell walls and prevents lodging.
- Silicon Dioxide is more effective than salicylic acid at protecting against drought stress due to its dual mode of action:
  - Silicon forms a structural barrier as it is incorporated into the cell wall – preventing water from leaving cells during stress
  - Silicon can also turn on stress-induced pathways that aid in the preservation of water

Application Rates:

Lettuce | 70 ML/HA
5 applications at 10 day intervals

Tomato | 70 ML/HA
10 applications at 10 day intervals

Pepper/Eggplant | 80 ML/HA
7 applications at 14 day intervals

Cucumber/Zucchini | 80 ML/HA
6 applications at 10 day intervals

Melon | 100 ML/HA
7 applications at 10 day intervals

Strawberries | 60 ML/HA
10 applications at 7 day intervals

Roses | 80 ML/HA
6 applications at 7 day intervals

Wheat, Barley, Oats | 50 ML/HA
From 3-5 leaf stage to first node

Turf | 190-300 ML/HA
Apply as needed

Hydroponics and Cannabis | 1 ml/5 L water
Add to tank weekly through grow and bloom

Soil & Compost | 1 ml/ 5 L soil
Apply to soil/compost and mix thoroughly

SA-L 10%

PLANT & SOIL PROTECTANT

EZ-GRO

SA-L 10%

GUARANTEED MINIMUM ANALYSIS
Salicylic Acid.....10.0%
Soluble Potash (K_2O).....4.6%

EZ-Gro SA-L-10% contains Salicylic Acid, a naturally occurring plant hormone, which plays a vital role in plant growth and development, photosynthesis, transpiration, ion uptake and transport. Salicylic Acid improves resistance to environmental stressors including drought, temperature, and salinity; and enhances flowering and fruit yield.

APPLICATION INSTRUCTIONS:
EZ-Gro SA-L-10% can be used as a foliar spray, a soil drench and through fertigation systems. | It can be mixed with most fungicides, insecticides and other liquid fertilizers. Do not mix concentrates together. Add water to spray tank to ¾ full followed by **EZ-Gro SA-L-10%**, pesticides and fertilizers. | When mixing with liquid fertilizer, do not exceed the recommended rate of 50 ml/ha/application.

ATTENTION
Keep out of reach of children and animals
May be harmful if swallowed. | May cause serious eye damage. | Wear protective gloves, clothing, eye and respiratory protection during product mixing and loading. | Do not eat, drink or smoke when using this product. | Wash thoroughly after handling. | Contact a health care provider if exposed, concerned or feeling unwell. | If swallowed, rinse mouth. | If in eyes, rinse cautiously with water for several minutes. | If inhaled, move person to fresh air. | Store locked up in cool, dry, well-ventilated place out of direct sunlight. | Dispose of contents and packaging in accordance with local, regional and federal requirements.

APPLICATION CHART:

CROP	APPLICATION Rate	g a.i./ha	TIMING/FREQUENCY
Nursery Stock (Containerized and field grown): deciduous and Evergreen trees, annuals, perennials, herbs, and vegetables	40ml/100L water (1.25oz/20 ga water)		Apply every 30 days or as needed commencing at transplant or 3-5 leaf stage.
Fruits and Berries: plums, apricots, cherry, peach, blueberries, blackberries, raspberries, strawberries	50ml/ha (0.7oz/acre)	5g/ha (0.1oz/acre)	3-4 applications commencing at 75% petal drop and repeating with 21-28 day intervals
Apples and Pears			3-4 applications commencing at 50% flowering and repeating with 21 day intervals
Fruiting vegetables: tomatoes, peppers, beans, peas, onions			First application prior to fruit set and repeat after 2 weeks
Lettuce, cauliflower, cabbage, Chinese cabbage			First application at 3-5 leaf stage and repeat after 2 weeks
Potatoes			First application at tuber initiation and repeat after 2 weeks
Cucurbits: pumpkins, squash, melons, cucumbers			First application at flowering and repeat after 21 days
Grapes: table and wine			Apply every 4-6 weeks commencing once plants begin to grow
Herbs: basil, chives, coriander, dill, parsley, sage			Apply every 4-6 weeks commencing once plants begin to grow
Field crops: barley, corn, oats, soybean, sugar beet, wheat			After plants reach the 3-5 leaf stage. Use with sufficient water to cover.
Grasses grown for seed, sod, pasture, forage, alfalfa			Apply when 2-4" tall. Use with sufficient water to cover.
Compost and Soil	40ml/100L of soil/ compost		Apply to soil or compost and mix thoroughly.
Hydroponics and Medical Marijuana	1 ml/100L water		Apply to roots weekly through grow and bloom, beginning at transplant

LOT NUMBER:
Manufactured By: Higrocorp Inc., 605 Justus Dr., Kingston, Ontario K7M 4H5 | 613-384-8882
Registration Number 2017069A Fertilizers Act
3.2L (4.48KG)

Description

EZ-Gro SA-L 10% contains Salicylic Acid, a naturally occurring plant hormone, which plays a vital role in plant growth and development, photosynthesis, transpiration, ion uptake and transport. Salicylic Acid improves resistance to drought and environmental stress, enhances hardiness, flowering and fruit yield, and aids in Systemic Acquired Resistance (SAR). Apply EZ-Gro SA-L 10% liquid to your crops to protect against abiotic stress and improve overall quality and yield.

- IMPROVES RESISTANCE TO STRESS AND DROUGHT
- ENHANCES HARDINESS
- PROMOTES FLOWERING AND FRUIT YIELD
- AIDS IN SAR

Guaranteed Minimum Analysis

10.00% Salicylic Acid, 4.60% Soluble Potash

Background

- Salicylic Acid is an endogenous signaling molecule associated with various defense mechanisms native to plants.
- Salicylic Acid is known to protect against drought and salinity, as well as heavy metal toxicity and extreme heat.
- Often referred to as a “therapeutic agent” for crops, Salicylic Acid is important throughout the entire plant lifecycle.
- Though Salicylic Acid is present in most species of plants, basal levels vary widely between species.

Application Rates:

Nursery Stock (Containerized and field grown): deciduous and Evergreen trees, annuals, perennials, herbs, and vegetables | 40ml/100L water (1.25oz/20 ga water)
Apply every 30 days or as needed commencing at transplant or 3-5 leaf stage.
Fruits and Berries: plums, cherry, peach, blueberries, raspberries, strawberries, etc. | 50ml/ha (0.7oz/acre) | 5g/ha (0.1oz/acre)
3-4 applications commencing at 75% petal drop and repeating every 21-28 days
Apples and Pears | 50ml/ha (0.7oz/acre) | 5g/ha (0.1oz/acre)
3-4 applications commencing at 50%flowering and repeating every 21 days
Fruiting vegetables: tomatoes, peppers, beans, peas, onions | 50ml/ha (0.7oz/acre) | 5g/ha (0.1oz/acre)
First application prior to fruit set and repeat after 2 weeks
Lettuce, cauliflower, cabbage, Chinese cabbage | 50ml/ha (0.7oz/acre) | 5g/ha (0.1oz/acre)
First application at 3-5 leaf stage and repeat after 2 weeks
Potatoes | 50ml/ha (0.7oz/acre) | 5g/ha (0.1oz/acre)
First application at tuber initiation and repeat after 2 weeks
Cucurbits: pumpkins, squash, melons, cucumbers | 50ml/ha (0.7oz/acre) | 5g/ha (0.1oz/acre)
First application at flowering and repeat after 21 days
Grapes: table and wine | 50ml/ha (0.7oz/acre) | 5g/ha (0.1oz/acre)
Apply every 4-6 weeks commencing once plants begin to grow
Herbs: basil, chives, coriander, dill, parsley, sage | 50ml/ha (0.7oz/acre) | 5g/ha (0.1oz/acre)
Apply every 4-6 weeks commencing once plants begin to grow
Field crops: barley, corn, oats, soybean, sugar beet, wheat | 50ml/ha (0.7oz/acre) | 5g/ha (0.1oz/acre)
After plants reach the 3-5 leaf stage. Use with sufficient water to cover.
Grasses grown for seed, sod, pasture, forage, alfalfa | 50ml/ha (0.7oz/acre) | 5g/ha (0.1oz/acre)
Apply when 2-4” tall. Use with sufficient water to cover.
Compost and Soil | 40ml/100L of soil/compost
Apply to soil or compost and mix thoroughly.
Hydroponics and Medical Marijuana | 1 ml/100L water
Apply to roots weekly through grow and bloom, beginning at transplant

JA

PLANT & SOIL PROTECTANT


EZ-GRO

JA

GUARANTEED MINIMUM ANALYSIS
Methyl Jasmonate.....0.025%

Jasmonic acid and its derivatives are natural plant hormones that play a role in growth and protection against environmental stress. Jasmonate hormones are also used by plants for long range signaling; when one plant is under stress, it not only releases jasmonates to protect itself, but also uses them to warn neighbouring plants to prepare. Apply EZ-Gro JA to increase crop survival during abiotic stress.

ATTENTION
Keep out of reach of children and animals
Avoid release to water sources. | Store in tightly closed container, in a dry, well-ventilated area. | Dispose of contents and packaging in accordance with local, regional and federal legislation.

APPLICATION CHART:
Apply with enough water for coverage
MG AI/HA = mg active ingredient per hectare

CROP	MG AI / HA	ML PRODUCT / HA	APPLICATION TIMING
Spring Wheat	50	200	At 8-12 leaf stage
Canola			
Soya/Soybean			
Corn			At 8-10 leaf stage
Winter Wheat			At flag leaf stage
Mustard			At 5-6 leaf stage
Grapes	20-40	80-160	At veraison and 1 week later

LOT NUMBER:
Manufactured By: Higrocorp Inc., 605 Justus Dr., Kingston, Ontario K7M 4H5 | 613-384-8882
Registration Number 2018135A Fertilizers Act

6.4L (6.40KG)

Description

EZ-Gro JA is a bioprotectant and abiotic stress reducer containing Methyl Jasmonate, also known as Jasmonic Acid. It is highly active at even miniscule concentrations. Jasmonic Acid and its derivatives are natural plant hormones that play a role in growth and protection against environmental stress. Jasmonate hormones are also used by plants for long range signaling; when one plant is under stress, it not only releases jasmonates to protect itself, but also uses them to warn neighbouring plants to prepare. Apply EZ-Gro JA to increase crop survival during abiotic stress.

- REDUCES ABIOTIC AND ENVI-RONMENTAL STRESS
- CONTAINS JASMONIC ACID, A NATURALLY OCCURING PLANT HORMONE
- STIMULATES FRUIT RIPENING
- INCREASES CROP SURVIVAL IN TIMES OF STRESS

Guaranteed Minimum Analysis

0.025% Methyl Jasmonate

Background

- Jasmonic acids are a class of lipidic plant hormones, synthesized from linolenic acid present in the chloroplast membrane and are involved in development, abiotic stress responses and plant microbes interactions in defence and symbiosis.
- Jasmonate compounds and its derivatives are present throughout the plant – highest levels can be found in growing tissues (stem apex, young leaves, immature fruit, root tips).
- In nature, Jasmonic Acid levels increase in response to external stimuli such as wounding, mechanical forces, elicitors from pathogen attack and osmotic stress.
- Derivatives such as methyl-jasmonate are volatile and participate in long range signalling between plants.

Application Rates:

Spring Wheat
50 (MG AI / HA) | 200 ML product / HA
At 8-12 leaf stage

Canola
50 (MG AI / HA) | 200 ML product / HA
At 8-12 leaf stage

Soya/Soybean
50 (MG AI / HA) | 200 ML product / HA
At 8-12 leaf stage

Corn
50 (MG AI / HA) | 200 ML product / HA
At 8-10 leaf stage

Winter Wheat
50 (MG AI / HA) | 200 ML product / HA
At flag leaf stage

Mustard
50 (MG AI / HA) | 200 ML product / HA
At 5-6 leaf stage

Grapes
20-40 (MG AI / HA) | 80-160 ML product / HA
At veraison and 1 week later

BR

PLANT & SOIL PROTECTANT

EZ-GRO BR

GUARANTEED MINIMUM ANALYSIS
24-Epibrassinolide.....0.01%

ATTENTION
Keep out of reach of children and animals
Avoid release to water sources. | Store locked up, tightly closed, in a dry, well-ventilated area. | Dispose of contents and packaging in accordance with local, regional, and federal requirements.

Brassinosteroids are naturally occurring plant hormones that promote plant growth, increase crop yield and quality, and protect against abiotic stress. EZ-Gro BR aids in protection against thermal, moisture, salt and heavy metal stress. EZ-Gro BR can optimize fertilizers by allowing the plant to use them more efficiently, thereby increasing productivity, quality and survival of crops.

APPLICATION RATES AND DIRECTIONS:
EZ-Gro BR works most effectively when used in conjunction with other fertilizers. Apply with enough water for coverage: Do not exceed the recommended rate - mg of active ingredient per hectare (mg IA/HA).

CROP	RATE (mg ai/ha)	EZ-Gro BR ml/ha	INSTRUCTIONS
General Fertigation	5	50	Apply at first signs of environmental stress
Alfalfa, clover, etc.	5	50	Apply at planting and repeat after each cutting
Beans	5	50	Apply to seeds at planting (see seed treatment) and R1 stage OR 1 application of 100 ml at 3-5 leaf stage
Canola	5	50	Apply at flowering
Cereal Grains	10	100	Apply at 3-5 leaf stage OR at boot stage
Corn, Flax	5	50	Apply at early bloom
Hay and Forage	10	100	At early active growth
Turf	10	100	Apply at spring green up and repeat every 45-60 days
Fruits, Berries	5	50	Apply at bud formation or petal fall/small fruit stage
Strawberries	10	100	Apply at spring green-up

continued on back

LOT NUMBER:

Manufactured By: Higrocorp Inc., 605 Justus Dr., Kingston, Ontario K7M 4H5 | 613-384-8882
Registration Number 20181095A Fertilizers Act

0.8L (0.85KG)

Description

EZ-Gro BR is a PGR containing 24-Epibrassinolide, a brassinosteroid. Brassinosteroids are naturally occurring plant hormones that promote plant growth, increase crop yield and quality, and protect against abiotic stress. They are proven to aid in protection against thermal, moisture, salt and heavy metal stress. EZ-Gro BR works most effectively when used in conjunction with other fertilizers. and can optimize fertilizers by allowing the plant to use them more efficiently, thereby increasing productivity, quality and survival of crops.

- PROMOTES STEM ELONGATION & CELL DIVISION
- INCREASES RESISTANCE TO LODGING
- PROTECTS CROPS AGAINST ABIOTIC & BIOTIC STRESS

Guaranteed Minimum Analysis

0.01% 24-Epibrassinolide

Background

- Brassinosteroids are a phytosteroid that demonstrate plant growth regulatory activity.
- They are believed able to promote and accelerate plant growth and increase crop yield, fresh weight, dry weight of seeds, root size, and resistance to lodging.
- Brassinosteroids promote cell division and elongation, swelling, curvature, and splitting of the treated internode.
- Exogenous treatments can encourage shoot and new shoot growth, encourage root senescence (resources rerouted from root to shoot), and lengthen leaves and stems.

Application Rates:

General Fertigation | 5 (mg ai/ha) | 50 ml/ha
Apply at first signs of environmental stress
Alfalfa, clover, etc. | 5 (mg ai/ha) | 50 ml/ha
Apply at planting and repeat after each cutting
Beans | 5 (mg ai/ha) | 50 ml/ha
Apply to seeds at planting (see seed treatment) and R1 stage OR 1 application of 100 ml at 3-5 leaf stage
Canola | 5 (mg ai/ha) | 50 ml/ha
Apply at flowering
Cereal Grains | 10 (mg ai/ha) | 100 ml/ha
Apply at 3-5 leaf stage OR at boot stage
Corn, Flax | 5 (mg ai/ha) | 50 ml/ha
Apply at early bloom
Hay and Forage | 10 (mg ai/ha) | 100 ml/ha
At early active growth
Turf | 10 (mg ai/ha) | 100 ml/ha
Apply at spring green up and repeat every 45-60 days
Fruits, Berries | 5 (mg ai/ha) | 50 ml/ha
Apply at bud formation or petal fall/small fruit stage
Strawberries | 10 (mg ai/ha) | 100 ml/ha
Apply at spring green-up
Grapes (Sizing) | 30 (mg ai/ha) | 300 ml/ha
Apply at small fruit size and repeat 2 weeks later
Wine Grapes | 30 (mg ai/ha) | 300 ml/ha
Apply at early flowering and repeat at early fruiting
Asparagus | 10 (mg ai/ha) | 100 ml/ha
Apply at planting, at shoot emergence, 30 days after shoot emer-gence
Brassicas | 10 (mg ai/ha) | 100 ml/ha
Apply at 50% maturity (~30 days after planting)
Cucurbits | 10 (mg ai/ha) | 100 ml/ha
Apply 3 weeks after planting / transplanting; optional additional treatment 3 weeks later
Leafy Annuals | 10 (mg ai/ha) | 100 ml/ha
Apply at planting and repeat 30 days later
Onions, Leeks, Shallots | 10 (mg ai/ha) | 100 ml/ha
Apply at planting and repeat 30 and 60 days later
Potatoes | 10 (mg ai/ha) | 100 ml/ha
Apply at tuber initiation
Sweet potatoes | 10 (mg ai/ha) | 100 ml/ha
Apply at planting and repeat 30-60 days later
Sugar Beets | 10 (mg ai/ha) | 100 ml/ha
Apply at 3 weeks post emergence
Tomatoes, peppers, eggplant | 10 (mg ai/ha) | 100 ml/ha
Apply shortly after planting or transplanting; repeat at 3 weeks, 6 weeks, and after first picking

AMINOGRO 13-0-0

PLANT & SOIL SUPPLEMENT


EZ-GRO
AMINOGRO 13-0-0
GUARANTEED MINIMUM ANALYSIS
Total Nitrogen (N).....13%
Amino Acids.....80%
DERIVED FROM: Fermented Amino Acid Powder

Aminogro 13-0-0 is a completely solubilized, hydrolyzed, vegetable protein which supports plant growth, reduces abiotic stress and benefits soil health. Aminogro 13-0-0 is completely water soluble allowing the efficient uptake of nitrogen for all your crops. It can be applied as a foliar spray, to the soil, or in your hydroponic tank. Aminogro 13-0-0 contains over 20 beneficial amino acids and peptides and such fermentation by-products as enzymes, vitamins and biostimulants. Frequent applications at lower rates are generally more effective than fewer applications at higher rates.

FOLIAR APPLICATION RATES:
Apply with sufficient water for coverage

CROP	APPLICATION RATES	APPLICATION TIMING
In all crops:	1.5-2 kg/100L/ha	In case of stress, several applications with smaller application rates increase efficiency. 300-500 ml per 100 L water with plant protection treatments
Vegetables such as: Fruiting vegetables, cucurbits, brassica or cole crops; leafy vegetables	2-3 kg/ha	Apply first application 10-14 days after transplanting, then apply 3-4 times at 10-14 day intervals from early flowering and during fruit sizing
Field crops such as: Corn, potatoes, barley, canola, soybeans, sorghum, sugar beets, wheat, lentils, beans, peas	2-3 kg/100L/ha	Apply mid-vegetative and early flowering. Can be mixed with herbicides (including glyphosate) and fungicides. Applications may be made every 10-14 days
Forage crops such as: Alfalfa, ryegrass, timothy, fescue	2-3 kg/100L/ha	Apply when plants are 3-6 inches high before first cut, and then 10-14 days before each cutting.
Tree, fruit and vine crops such as: Apples, cherries, pear, stone fruit, table and wine grapes, and berry crops such as: Blueberries, cranberries, raspberries, strawberries.	2-3 kg/ha	Apply every 10-14 days. Make application from early flowering to early ripening.
Ornamental plants (open field)	2-3 kg/ha	Apply using a 10 day interval.
Greenhouse and Potted Plants – all crops and ornamentals	1-2 kg/ha, 20-40 g/100m2	Apply using a 10-14 day interval.
Turf	2-4 kg/ha, 20-40 g/100m2	Make applications beginning after green up. Can be mixed with herbicides, fertilizers, and fungicides. Applications may be made every 10-14 days.

FERTIGATION (DRIP/TRICKLE/SPRINKLER IRRIGATION) AND IN-FURROW/SIDE DRESS APPLICATION RATES:
Dissolve 1 Part Aminogro 13-0-0 to 2 Parts Water and Apply as a Concentrate In-Furrow or Inject into Fertigation System

CROP	APPLICATION RATES	APPLICATION TIMING
Berries such as: Blueberries, cranberries, raspberries, strawberries	2-4 kg/ha	Begin applications approximately 14 days after transplanting and continue until early fruit ripening.
Vegetable such as: Fruiting vegetables, cucurbits, brassica or cole crops	2-3 kg/ha	Begin applications 14-21 days after transplanting. Continue applications on a 14-21 day interval during fruit set and fruit sizing.
Hydroponics and Cannabis	2 g/L	Throughout growth cycle.

OMRI LISTED® For Organic Use

ATTENTION
Keep out of reach of children and animals.
Product contains soy. Adverse reactions may occur in sensitive persons. Keep out of reach of children and animals. Wear dust mask and protective gloves. If skin contact occurs, wash with soap and water. If allergic reaction occurs, seek medical attention. Store in a dry, well ventilated location. Dispose of contents and container in accordance with local, regional, and national regulations.

Lot Number:
Expiry Date:
20 KG

Registration Number 2016047A Fertilizers Act
Manufactured by Higrocorp Inc. 605 Justus Dr., Kingston, ON K7M 4H5
613-384-8882 | www.ez-gro.com | info@ez-gro.com

Description

EZ-Gro Aminogro 13-0-0 is a plant macronutrient supplement containing 13% water-soluble nitrogen derived from amino acids. Nitrogen is a critical nutrient for proper development of all plants, and without adequate amounts, fruit and flower size and yield can be drastically reduced. As crops are harvested, soil nitrogen is depleted, risking the starvation of future progeny. Use EZ-Gro Aminogro 13-0-0 to feed your plants this essential element and improve the overall production quality and quantity.

- COMPLETELY WATER SOLUBLE
- 80% AMINO ACID DERIVED
- SUPPORTS PLANT GROWTH AND SOIL HEALTH
- SUITABLE FOR ORGANIC USE
- NATURAL CHELATING AGENT
- IMPROVES NUTRIENT UPTAKE

Guaranteed Minimum Analysis

13.00% Nitrogen, 80.00% Amino Acids

Background

- Nitrogen plays a key role in seeding, fruiting, and rapid growth, and is stored in fruit, seeds, roots and chlorophyll

- Nitrogen is essential for photosynthesis –without it plants are unable to convert sunlight into usable energy and often suffer severe growth defects

- Amino Acids are required for many cellular processes and pathways and therefore a large proportion of cellular energy is allocated to the creation of these building blocks

- The less metabolic energy the plant spends on building proteins and/or amino acids, the more metabolic energy that is spent on other processes, i.e. growth, fruiting and flowering

Application Rates:

In all crops | 1.5-2 kg/100L/ha
In case of stress, several applications with smaller application rates increase efficiency. 300-500 ml per 100 L water with plant protection treatments

Vegetables such as: Fruiting vegetables, cucurbits, brassica or cole crops; leafy vegetables | 2-3 kg/ha
First application 10-14 days after transplanting, then apply 3-4 times at 10-14 day intervals from early flowering and during fruit sizing

Field crops such as: Corn, potatoes, barley, canola, soybeans, sorghum, sugar beets, wheat, lentils, beans, peas | 2-3 kg/100L/ha
Apply mid-vegetative and early flowering. Can be mixed with herbicides (including glyphosate) and fungicides. Applications may be made every 10-14 days

Forage crops such as: Alfalfa, ryegrass, timothy, fescue | 2-3 kg/100L/ha
Apply when plants are 3-6 inches high before first cut, and then 10-14 days before each cutting.

Tree, fruit and vine crops such as: Apples, cherries, pear, stone fruit, table and wine grapes, Blueberries, cranberries, raspberries, strawberries | 2-3 kg/ha
Apply every 10-14 days. Make application from early flowering to early ripening.

Ornamental plants (open field) | 2-3 kg/ha
Apply using a 10 day interval.

Greenhouse and Potted Plants – all crops and ornamentals | 1-2 kg/ha
Apply using a 10-14 day interval.

Turf | 2-4 kg/ha
Make applications beginning after green up. Can be mixed with herbicides, fertilizers, and fungicides. Applications may be made every 10-14 days.

OMRI LISTED® For Organic Use

N 18-0-0

PLANT & SOIL SUPPLEMENT

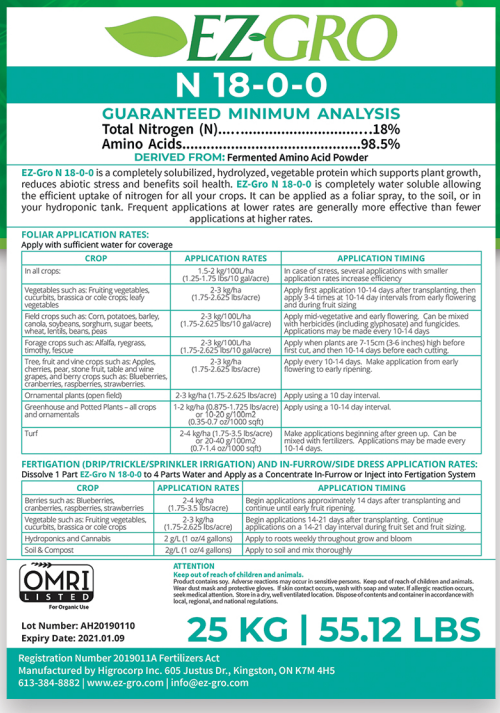
EZ-GRO
N 18-0-0
GUARANTEED MINIMUM ANALYSIS
Total Nitrogen (N).....18%
Amino Acids.....98.5%
DERIVED FROM: Fermented Amino Acid Powder
EZ-Gro N 18-0-0 is a completely solubilized, hydrolyzed, vegetable protein which supports plant growth, reduces abiotic stress and benefits soil health. EZ-Gro N 18-0-0 is completely water soluble allowing the efficient uptake of nitrogen for all your crops. It can be applied as a foliar spray, to the soil, or in your hydroponic tank. Frequent applications at lower rates are generally more effective than fewer applications at higher rates.
FOLIAR APPLICATION RATES:
Apply with sufficient water for coverage
CROP | APPLICATION RATES | APPLICATION TIMING
In all crops: | 1.5-2 kg/100L/ha (1.25-1.75 lbs/10 gal/acre) | In case of stress, several applications with smaller application rates increase efficiency
Vegetables such as: Fruiting vegetables, cucurbits, brassica or cole crops; leafy vegetables | 2-3 kg/ha (1.75-2.625 lbs/acre) | Apply first application 10-14 days after transplanting, then apply 3-4 times at 10-14 day intervals from early flowering and during fruit sizing
Field crops such as: Corn, potatoes, barley, canola, soybeans, sorghum, sugar beets, wheat, lentils, beans, peas | 2-3 kg/100L/ha (1.75-2.625 lbs/10 gal/acre) | Apply mid-vegetative and early flowering. Can be mixed with herbicides (including glyphosate) and fungicides. Applications may be made every 10-14 days
Forage crops such as: Alfalfa, ryegrass, timothy, fescue | 2-3 kg/100L/ha (1.75-2.625 lbs/10 gal/acre) | Apply when plants are 7-15cm (3-6 inches) high before first cut, and then 10-14 days before each cutting.
Tree, fruit and vine crops such as: Apples, cherries, pear, stone fruit, table and wine grapes, and berry crops such as: Blueberries, cranberries, raspberries, strawberries. | 2-3 kg/ha (1.75-2.625 lbs/acre) | Apply every 10-14 days. Make application from early flowering to early ripening.
Ornamental plants (open field) | 2-3 kg/ha (1.75-2.625 lbs/acre) | Apply using a 10 day interval.
Greenhouse and Potted Plants – all crops and ornamentals | 1-2 kg/ha (0.875-1.725 lbs/acre) or 10-20 g/100m2 (0.35-0.7 oz/1000 sqft) | Apply using a 10-14 day interval.
Turf | 2-4 kg/ha (1.75-3.5 lbs/acre) or 20-40 g/100m2 (0.7-1.4 oz/1000 sqft) | Make applications beginning after green up. Can be mixed with fertilizers. Applications may be made every 10-14 days.
FERTIGATION (DRIP/TRICKLE/SPRINKLER IRRIGATION) AND IN-FURROW/SIDE DRESS APPLICATION RATES:
Dissolve 1 Part EZ-Gro N 18-0-0 to 4 Parts Water and Apply as a Concentrate In-Furrow or Inject into Fertigation System
CROP | APPLICATION RATES | APPLICATION TIMING
Berries such as: Blueberries, cranberries, raspberries, strawberries | 2-4 kg/ha (1.75-3.5 lbs/acre) | Begin applications approximately 14 days after transplanting and continue until early fruit ripening.
Vegetable such as: Fruiting vegetables, cucurbits, brassica or cole crops | 2-3 kg/ha (1.75-2.625 lbs/acre) | Begin applications 14-21 days after transplanting. Continue applications on a 14-21 day interval during fruit set and fruit sizing.
Hydroponics and Cannabis | 2 g/L (1 oz/4 gallons) | Apply to roots weekly throughout grow and bloom
Soil & Compost | 2g/L (1 oz/4 gallons) | Apply to soil and mix thoroughly
OMRI LISTED For Organic Use
ATTENTION
Keep out of reach of children and animals.
Product contains soy. Adverse reactions may occur in sensitive persons. Keep out of reach of children and animals. Wear dust mask and protective gloves. If skin contact occurs, wash with soap and water. If allergic reaction occurs, seek medical attention. Store in a dry, well-ventilated location. Dispose of contents and container in accordance with local, regional, and national regulations.
Lot Number: AH20190110
Expiry Date: 2021.01.09
25 KG | 55.12 LBS
Registration Number 2019011A Fertilizers Act
Manufactured by Higrocorp Inc. 605 Justus Dr., Kingston, ON K7M 4H5
613-384-8882 | www.ez-gro.com | info@ez-gro.com

Description

EZ-Gro N 18-0-0 is an organic plant macronutrient supplement containing 100% water-soluble nitrogen. Nitrogen is a critical nutrient for proper development of all plants, and without adequate amounts, fruit and flower size and yield can be drastically reduced. As crops are harvested, soil nitrogen is depleted, risking the starvation of future progeny. Use EZ-Gro N 18-0-0 to feed your plants this essential element and improve the overall production quality and quantity.

- SUITABLE FOR ORGANIC USE
- IMPROVES NUTRIENT UPTAKE
- IMPROVES CROP GROWTH
- 100% WATER SOLUBLE
- NATURAL CHELATING AGENT
- 98.5% AMINO ACID DERIVED

Guaranteed Minimum Analysis

18.00% Nitrogen, 98.50% Amino Acids

Background

- Nitrogen plays a key role in seeding, fruiting, and rapid growth, and is stored in fruit, seeds, roots and chlorophyll

- Nitrogen is essential for photosynthesis –without it plants are unable to convert sunlight into usable energy and often suffer severe growth defects

- Amino Acids are required for many cellular processes and pathways and therefore a large proportion of cellular energy is allocated to the creation of these building blocks

- The less metabolic energy the plant spends on building proteins and/or amino acids, the more metabolic energy that is spent on other processes, i.e. growth, fruiting and flowering

Application Rates:

In all crops | 1.5-2 kg/100L/ha
In case of stress, several applications with smaller application rates increase efficiency. 300-500 ml per 100 L water with plant protection treatments

Vegetables such as: Fruiting vegetables, cucurbits, brassica or cole crops; leafy vegetables | 2-3 kg/ha
First application 10-14 days after transplanting, then apply 3-4 times at 10-14 day intervals from early flowering and during fruit sizing

Field crops such as: Corn, potatoes, barley, canola, soybeans, sorghum, sugar beets, wheat, lentils, beans, peas | 2-3 kg/100L/ha
Apply mid-vegetative and early flowering. Can be mixed with herbicides (including glyphosate) and fungicides. Applications may be made every 10-14 days

Forage crops such as: Alfalfa, ryegrass, timothy, fescue | 2-3 kg/100L/ha
Apply when plants are 3-6 inches high before first cut, and then 10-14 days before each cutting.

Tree, fruit and vine crops such as: Apples, cherries, pear, stone fruit, table and wine grapes, Blueberries, cranberries, raspberries, strawberries | 2-3 kg/ha
Apply every 10-14 days. Make application from early flowering to early ripening.

Ornamental plants (open field) | 2-3 kg/ha
Apply using a 10 day interval.

Greenhouse and Potted Plants – all crops and ornamentals | 1-2 kg/ha
Apply using a 10-14 day interval.

Turf | 2-4 kg/ha
Make applications beginning after green up. Can be mixed with herbicides, fertilizers, and fungicides. Applications may be made every 10-14 days.

OMRI LISTED® For Organic Use

HUMIC ACID (80%)

PLANT & SOIL SUPPLEMENT


EZ-GRO

HUMIC ACID 0-0-5 (80%)

GUARANTEED MINIMUM ANALYSIS
Soluble Potash (K_2O).....5%
Humic Acid.....80%

DERIVED FROM: Leonardite and Potassium Hydroxide

EZ-Gro 0-0-5 Humic Acid (80%) is 100% water-soluble and can be used as a soil or foliar application. It may enhance nutrient uptake by plants. It is compatible with most powdered and liquid fertilizer and biological and enzymatic formulations.

APPLICATION RATES

Field Applications: Apply between 2.5 to 5 kg diluted with enough water for coverage/ha/season. Apply four applications of 1.25 liters / hectare each spread over the growing season.
Broadacre Planting Blend: 2-5 Kg per Ha.
Nursery Products: Foliar application not recommended without rainfall, sprinkler irrigation or high humidity to prevent residue on leaves.
General Purpose: 2-5% of total blend i.e. Mix 2-5 kg of EZ-Gro 0-0-5 Humic Acid (80%) with every 100 kg of Urea, DAP, MAP, etc., but do not exceed 10 kg per ha when banded or 20 kg per ha when broadcast.
Hydroponic Gardens & Cannabis: Mix 4 ml of a 5% Humic Acid Concentrate (see below for mixing instructions) per liter of water in reservoir.

Humic Acid can be blended with granular fertilizer or dissolved in water to produce a concentrated liquid.
To make a 5% Humic Acid Concentrate solution - Add 65 grams/1 litre or 6.5 kilograms/100 litres of EZ-Gro 0-0-5 Humic Acid (80%) to water and mix vigorously.

CAUTION: Foliar application of EZ-Gro 0-0-5 Humic Acid (80%) close to harvest may leave a brown residue on the harvestable portion of the crop. Rainfall, sprinkler irrigation or high humidity should alleviate this condition.

Crop	Application	ha/Season
Orchard Crops: Such as Apples, Peaches, Cherries, Plums, Apricot	Apply to soil through irrigation at beginning of the season	5 kg
Grapes	Applied on its own through fertigation at post-harvest and spring	2.5 – 5 kg
Barley, Oats, Rye, Spring or Winter Wheat, Corn, Sweet Corn, Canola, Flaxseed, Mustard, Rapeseed, Safflower, Sunflower, Soy, Lentils	Apply on its own in the plant furrow	1.25 – 2.5 kg
Alfalfa, Clover, Hay	5 applications per annum	1.25 – 2.5 kg
Nurseries: Container, Field, Greenhouse	Apply bi-weekly through irrigation	2.5 – 5 kg
Greenhouse & Field Tomatoes, Peppers, Eggplant, Lettuce, Celery, Spinach, Swiss Chard, etc.	May be applied through fertigation at planting	2.5 – 5 kg
Seedlings	Dip tray in	5% Solution
Seed soak	Soak tomato seeds 72 hrs, cabbage & squash 48 hrs, potatoes 12 hrs, and most other vegetable seeds 24 hrs before planting.	5% Solution
Seed treatment	Mix with seed	1 kg/ton of seed
Turf	1. Regular applications to greens and tees are especially beneficial. 2. Applied as a bio-stimulant to increase the number and activity of micro-organisms. This will improve grass growth and help reduce soil borne disease symptoms in the turf.	2 - 8 kg

OMRI LISTED® For Organic Use

WARNING
Keep out of reach of children and animals. Causes skin irritation. Causes serious eye irritation. May be harmful if inhaled. Wear protective equipment including clothing, gloves, and eye and respiratory protection when using this product. Do not eat, drink or smoke when using this product. Avoid breathing dust. Use only in a well-ventilated location. Wash thoroughly after handling. If exposed, concerned, or feeling unwell seek medical attention. If swallowed, rinse mouth. If on skin, wash thoroughly with water and wash clothing before reuse. If inhaled, move person to fresh air and keep comfortable. Store in original container and out of reach of children. Dispose of contents and container in accordance with local, regional, and national regulations.

Lot Number:
Expiry Date:
25 KG

Registration Number 2015119A Fertilizers Act
Manufactured by Higrocorp Inc. 605 Justus Dr., Kingston, ON K7M 4H5
613-384-8882 | www.ez-gro.com | info@ez-gro.com

☐POWDER
☐GRANULAR

Description

EZ-Gro Humic Acid 0-0-5 (80%) is an organic non-plant food soil or foliar treatment that is 100% water-soluble and offers many benefits to your soil and crops. It is considered an efficient and effective method to enhance the uptake of endogenous and exogenous nutrients, allowing it to optimize your current fertilizer program. Humic acid has been shown to enhance soil structure and fertility, alter nutrient root architecture to improve nutrient uptake, and even reduce metal toxicity through its chelating properties. Apply EZ-Gro Humic Acid 0-0-5 (80%)with your regular fertilizer program to stimulate germination, enhance root, leaf and shoot growth, and protect your plants against heavy metal toxicity.

- SUITABLE FOR ORGANIC USE
- POWERFUL FUNGI PROMOTER
- AIDS IN MOISTURE AND NUTRIENT RETENTION
- PROMOTES SEED GERMINATION

Guaranteed Minimum Analysis

80.00% Humic Acid, 5.00% Potassium

Background

- Humic substances, including both humic and fulvic acid, are one of the largest constituents of soil matter and are therefore considered a key component of the ecosystem.

- Humic acid has been proven to increase uptake of numerous essential nutrients from soil and has shown significant increases in growth and yield (upwards of 40%).

- Humic acid has even been shown to increase the post-harvest vase life of cut flowers and decreased their post-harvest weight loss.

Application Rates:

Orchard Crops: Such as Apples, Peaches, Cherries, Plums, Apricot | 5kg/ha/season
Apply to soil through irrigation at beginning of the season
Grapes | 2.5–5kg/ha/season
Apply through fertigation at post-harvest and spring
Barley, Oats, Rye, Spring or Winter Wheat, Corn, Sweet Corn, Canola, Flaxseed, Mustard, Rapeseed, Safflower, Sunflower, Soy, Lentils | 1.25–2.5kg/ha/season
Apply on its own in the plant furrow
Alfalfa, Clover, Hay | 1.25–2.5kg/ha/season
5 applications per annum
Nursery Container/Field/Greenhouse | 2.5–5kg/ha/season
Apply bi-weekly through irrigation
Greenhouse & Field Tomatoes, Peppers, Eggplant, Lettuce, Celery, Spinach, Swiss Chard, etc. | 2.5–5kg/ha/season
May be applied through fertigation at planting
Seedlings | 5% Solution
Dip tray in
Seed soak | 5% Solution
Soak tomato seeds 72 hrs, cabbage & squash 48 hrs, potatoes 12 hrs, and most other vegetable seeds 24 hrs before planting.
Seed treatment | 1kg/ton of seed
Mix with seed
Turf | 2-8 kg/ha/season
1. Regular applications to greens and tees are especially beneficial. 2. Applied as a bio-stimulant to increase the number and activity of micro-organisms. This will improve grass growth and help reduce soil borne disease symptoms in the turf.

OMRI LISTED® For Organic Use

FULVIC ACID (70%)

PLANT & SOIL SUPPLEMENT



Description

EZ-Gro Fulvic Acid 0-0-3 70% is an organic non-plant food soil or foliar treatment that is 100% water-soluble and offers many benefits to your soil and crops. It is considered an efficient and effective method to enhance the uptake of endogenous and exogenous nutrients, allowing it to optimize your current fertilizer program. Fulvic acid is a potent organic electrolyte that enhances cell division and elongation, which leads to a significant magnification of root growth. It also offers protection against certain abiotic stresses like drought and salinity due its alteration of water transport and storage, and can also help stabilize the pH of your soil. EZ-Gro Fulvic Acid 0-0-3 70% in addition to your regular fertilizer regime to reap the many benefits on crop production and soil composition.

- SUITABLE FOR ORGANIC USE
- ENHANCES NUTRIENT UPTAKE
- PROMOTES CELL DIVISION AND ELONGATION
- IMPROVES MOISTURE STORAGE

Guaranteed Minimum Analysis

70.00% Fulvic Acid, 3.00% Potassium

Background

- When foliar applied, fulvic acid can increase oxygen uptake capacity, thereby increasing chlorophyll production – this leads to an increase in nutrient uptake

- Fulvic acid is a potential natural chelating agent – may help protect against heavy metal toxicity

- Fulvic acid has been shown to significantly increase marketable yield of fruits during multiple field trials

Application Rates

Foliar Application: 0.5-2 kg/ha - Root/Drip Irrigation: 1-3 kg/ha

Grapes | FIRST: 20-30cm cane | SECOND: 45-60cm cane | THIRD: Full blooming date | FOURTH: Berry set/early | OPTIONAL: 3 wks later

Apples/pears | FIRST: Green tip | SECOND: Pre-bloom pink bud | THIRD: Full blooming date | FOURTH: Early fruit formation | OPTIONAL: Every 3 wks

Strawberries & other berries | FIRST: Just after transplant | SECOND: Prior to bloom | THIRD: Whilst picking | FOURTH: 3 wks later | OPTIONAL: Every 3 wks

Stone fruit | FIRST: Bud burst | SECOND: Petal fall | THIRD: 4 wks later | FOURTH: 3 wks later | OPTIONAL: Every 3 wks

Plums, cherries | FIRST: Pink white bud | SECOND: Full bloom | THIRD: Early fruit formation | FOURTH: 3 wks later | OPTIONAL: Every 3 wks

Melons, eggplants, peppers, squash | FIRST: Six-leaf stage | SECOND: Early bloom | THIRD: First fruit set | OPTIONAL: 4 wks later

Beans, peas, lentils, canola | FIRST: Six-leaf stage | SECOND: First bloom | THIRD: First pods

Broccoli, cabbage, cauliflower | FIRST: Six true leaf stage | SECOND: Three wks later | THIRD: Head initiation

Cucumbers, cucurbits | FIRST: Six-leaf stage | SECOND: Just prior to bloom | THIRD: Whilst picking

Sweet corn | FIRST: Six-leaf stage | SECOND: 55-75cm growth | THIRD Just prior to tasseling

Leeks, onions, carrots, turnips | FIRST: 2-3 wks after emergence | SECOND: Root enlargement | THIRD: Every 2 wks until harvest

Potatoes | FIRST: Six-leaf stage | SECOND: Approx. Pea size | THIRD: Early bloom | OPTIONAL: Bulking up

Tomatoes (fresh fruit market) | FIRST: Six-leaf stage | SECOND: Early bloom | THIRD: Whilst picking | OPTIONAL: After 2 wks

Leafy vegetables, lettuce, etc. | FIRST: Every 2 wks

Nursery plants, containers & field | FIRST: Every 2 wks

Hydroponic gardens and cannabis | FIRST: Mix 1ml of fulvic acid concentrate per liter of water in reservoir

Oilseed crops | FIRST: Before reproductive stage | SECOND: At height of flowering | THIRD: Every 4 wks

Tobacco | FIRST: Early post emergence | SECOND: After every leaves picked | THIRD: Early bloom | OPTIONAL: Every 4 wks

Hops | FIRST: Early post emergence | SECOND: Five wks later | THIRD: Every 4 wks

Forage crops | FIRST: After each cut

Winter wheat and oats | FIRST: First node | SECOND: Flag leaf | OPTIONAL: After any environmental stress

Winter (malting) barley | FIRST: Early post emergence | SECOND: After any environmental stress

Spring wheat and oats | FIRST: 1-3 tillers | SECOND: First node | OPTIONAL: Flag leaf and after any environmental stress

Spring (malting) barley | FIRST: 1-3 tillers | SECOND: First node | OPTIONAL: Flag leaf and after any environmental stress

Corn | FIRST: 2-6 leaf stage | SECOND: 50-75 cm. growth | OPTIONAL: Just prior to tasseling

OMRI LISTED
For Organic Use

KELP EXTRACT

PLANT & SOIL SUPPLEMENT

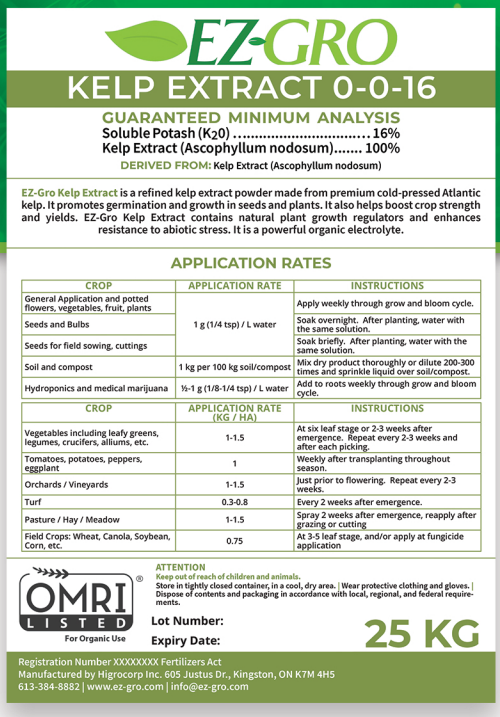

Description

EZ-Gro Kelp Extract 0-0-16 is an organic plant nutrient containing derived 100% kelp extract and containing 16% soluble potassium. When applied in small quantities, kelp extracts demonstrate growth stimulation. It has been shown to aid early germination and establishment, enhance crop production and quality, and even boost resistance to abiotic stress. The components of kelp extract include macro and microelements, amino acids, vitamins, cyotkinins, auxins, and others that work synergistically to stimulate growth and production and increase resistance to environmental stress. Add EZ-Gro Kelp Extract 0-0-16 to your regular fertilization routine to improve soil environment and stimulate growth of almost any crop.

- SUITABLE FOR ORGANIC USE
- CONTAINS CYTOKININS, AUXINS AND GIBBERELLINS
- 100% WATER SOLUBLE
- IMPROVES PLANT AND SOIL HEALTH

Guaranteed Minimum Analysis

16.00% Potassium, 100% Kelp Extract

Background

- Use of kelp as a plant biostimulant is well established practice
- Kelp extracts are highly bioactive even at low concentrations
- The various components of kelp extract (hormones, betains, sterols etc.) all play their own role and work together to elicit the many benefits observed when used as fertilizer
- Kelp has also been shown to enhance soil composition as certain components may trigger the proliferation so beneficial rhizobacteria, which secrete soil conditioning compounds

Application Rates:

Vegetables including leafy greens, legumes, crucifers, alliums, etc. | 1-1.5 kg/ha
At six leaf stage or 2-3 weeks after emergence. Repeat every 2-3 weeks and after each picking.

Tomatoes, potatoes, peppers, eggplant | 1 kg/ha
Weekly after transplanting throughout season.

Orchards / Vineyards | 1-1.5 kg/ha
Just prior to flowering. Repeat every 2-3 weeks.

Turf | 0.3-0.8 kg/ha
Every 2 weeks after emergence.

Pasture / Hay / Meadow | 1-1.5 kg/ha
Spray 2 weeks after emergence, reapply after grazing or cutting

Field Crops: Wheat, Canola, Soybean, Corn, etc. | 0.75 kg/ha
At 3-5 leaf stage, and/or apply at fungicide application

General Application and potted flowers, vegetables, fruit, plants | 1 g / L water
Apply weekly through grow and bloom cycle.

Seeds and Bulbs | 1 g / L water
Soak overnight. After planting, water with the same solution.

Seeds for field sowing, cuttings | 1 g / L water
Soak briefly. After planting, water with the same solution.

Soil and compost | 1 kg per 100 kg soil/compost
Mix dry product thoroughly or dilute 200-300 times and sprinkle liquid over soil/compost.

Hydroponics and Cannabis | ½-1 g / L water
Add to roots weekly through grow and bloom cycle.

REGISTERED cdfa ORGANIC INPUT MATERIAL

OMRI LISTED® For Organic Use

BETAINE

PLANT & SOIL SUPPLEMENT

EZ-GRO
BETAINE
GUARANTEED MINIMUM ANALYSIS
Glycine Betaine.....99%
DERIVED FROM: Glycine Betaine
EZ-Gro Betaine is an osmoprotective agent intended for use in home garden, greenhouse and field. Its active ingredient, glycine betaine, is a natural compound that functions to protect plants from abiotic stress. Conditions like drought, heat, cold, and salt stress cause dehydration and can have a severe impact on crop yield. Osmoprotectants combat these debilitating conditions and improve plant growth and survival. EZ-Gro Betaine is a 99% glycine betaine powder that can be applied to foliage or soil to combat dehydration and prevent crop loss.
APPLICATION DIRECTIONS:
Only mix as much as product as required. For liquid fertilizers, use chart recommended rates and tank mix with fertilizer until dissolved. For dry fertilizers, dissolve in tank and use chart recommended rates until dissolved. Compatible with most fertilizers and micronutrients. For compatibility, jar test before blending.
TO PROTECT AGAINST ABIOTIC STRESS AND IMPROVE PLANT YIELD AND SURVIVAL:
CROP | APPLICATION RATE (kg/ha) | TIMING / FREQUENCY
Carrot | 2 | Single application during vegetative development
Citrus | 3-5 | Single application at beginning of flowering
Cucumber | 2 | Apply during flowering at 3 week intervals
Eggplant | 3 | Single application at mid-flowering stage
Melon, Squash | 2 | Single application at early to full flowering OR 1st application at beginning of flowering and 2nd application 3 weeks later
Fruit Trees (Apple, Pear) | 5-7 | Single application at mid flowering stage
Potato | 2 | Single application at tuber initiation
Process Tomato | 2 | Single application at early to full flowering
Table Tomato | 2-3 | 2-3 applications every 3 weeks, commencing at onset of full flowering
Peppers | 2-4 | Single application at mid flowering stage
Table and Wine Grapes | 2-4 | 1st application at onset of ripening; 2nd 2 weeks later
Turf | 2-4 | Apply at beginning of winter and again at beginning of summer
Wheat, Barley, Oat | 1-3 | Single application at 3-5 leaf stage
Peas and Beans | 1-2 | Single application at onset of flowering
Corn | 1-2 | Single application at 8-12 leaf stage
Leafy Salads | 1-2 | Single application at 6-8 leaf stage
CROP | APPLICATION RATE | TIMING / FREQUENCY
Hydroponics and Cannabis | 1-2 g/L (1 tsp/100L) | Apply to roots weekly through grow and bloom, beginning at transplant
Soil and Compost | 5 ml/100L | Spray with 5 ml/100L of soil and mix thoroughly
TO PROTECT AGAINST ABIOTIC STRESS, IMPROVE PLANT YIELD AND SURVIVAL, AND REDUCE CHERRY CRACKING:
CROP | APPLICATION RATE (kg/ha) | TIMING / FREQUENCY
Cherry | 3.5-5 | 1st application when cherries are early straw colour; 2nd application 10-14 days later
ATTENTION
Keep out of reach of children and animals.
Lot Number:
Expiry Date:
20 KG
Registration Number 2017083A Fertilizers Act
Manufactured by Higrocorp Inc. 605 Justus Dr., Kingston, ON K7M 4H5
613-384-8882 | www.ez-gro.com | info@ez-gro.com

Description

EZ-Gro Betaine is an osmo-protective agent intended for use in home garden, greenhouse and field. Its active ingredient, glycine betaine, is a natural compound that functions to protect plants from abiotic stress. Conditions like drought, heat, cold, and salt stress cause dehydration and can have a severe impact on crop yield. Osmo-protectants combat these debilitating conditions and improve plant growth and survival. By altering cellular structures and membrane composition they allow plants to adapt to water deficiencies. Studies show that exogenous glycine betaine can be taken up by plant roots and accumulate in leaves, offering normally fragile plants the same protection as those resilient varieties. EZ-Gro Betaine is a 99% glycine betaine easily dissolved powder that can be applied to foliage or soil to combat dehydration and prevent crop loss.

- PROTECTS PLANTS AGAINST STRESS FROM DROUGHT, SALT, HEAT AND COLD
- PROMOTES PLANT AND CROP GROWTH AND SURVIVAL UNDER STRESSED CONDITIONS
- HELPS PREVENT PLANT DEHYDRATION

Guaranteed Minimum Analysis

99.00% Glycine Betaine

Background

- Glycine betaine is a quaternary ammonium compound that occurs naturally in many different organisms

- In plants, betaine is involved in osmoregulation and water balance – it can be found in high levels in plants resistant to extreme environments

- Betaine promotes growth under stressed conditions – heat, drought, salt, cold etc.

APPROVED BY ECO CERT

Application Rates:

Carrot | 2 kg / ha | Single application during vegetative development
Citrus | 3-5 kg / ha | Single application at beginning of flowering
Cucumber | 2 kg / ha | Apply during flowering at 3 week intervals
Eggplant | 3 kg / ha | Single application at mid-flowering stage
Melon, Squash | 2 kg / ha | Single application at early to full flowering OR 1st application at beginning of flowering and 2nd application 3 weeks later
Fruit Trees (Apple, Pear) | 5-7 kg / ha | Single application at mid flowering stage
Potato | 2 kg / ha | Single application at tuber initiation
Process Tomato | 2 kg / ha | Single application at early to full flowering
Table Tomato | 2-3 kg / ha | 2-3 applications every 3 weeks, commencing at onset of full flowering
Peppers | 2-4 kg / ha | Single application at mid flowering stage
Table and Wine Grapes | 2-4 kg / ha | 1st application at onset of ripening; 2nd 2 weeks later
Turf | 2-4 kg / ha | Apply at start of winter and again at start of summer
Wheat, Barley, Oat | 1-3 kg / ha | Single application at 3-5 leaf stage
Peas and Beans | 1-2 kg / ha | Single application at onset of flowering
Corn | 1-2 kg / ha | Single application at 8-12 leaf stage
Leafy Salads | 1-2 kg / ha | Single application at 6-8 leaf stage
Hydroponics & Cannabis | 1-2 g/L (1 tsp/100L) | Apply to roots weekly, beginning at transplant
Soil and Compost | 5 ml/100L | Spray with 5 ml/100L of soil and mix thoroughly

ARMOUR-P 0-0-30

PLANT & SOIL SUPPLEMENT

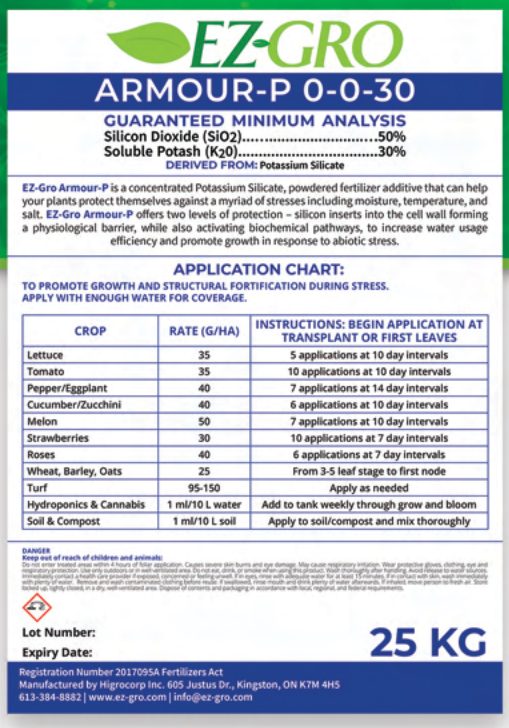

Description

EZ-Gro Armour-P 0-0-30 is a concentrated Potassium Silicate powdered fertilizer additive that can help your plants protect themselves against a myriad of stresses including moisture, temperature, salt, and heavy metals. The Silicon Dioxide contained in Potassium Silicate offers two levels of protection – silicon inserts into the cell wall forming a physiological barrier, while also activating biochemical pathways to increase water usage efficiency and promote growth in response to, or despite of, abiotic stress. Apply EZ-Gro Armour-P 0-0-30 during times of stress to help your crops defend themselves and survive detrimental conditions.

- PROTECTS PLANTS AGAINST STRESS
- INCREASES PLANT WATER USAGE AND EFFICIENCY
- STRENGTHENS PLANT CELLS
- IMPROVES DROUGHT RESISTENCE

Guaranteed Minimum Analysis

50.00% Silicon Dioxide, 30.00% Potassium

Background

- Potassium Silicate is abundant in soil and readily taken up by plants to offer structural fortification and regulation of water use.
- Silicon Dioxide, found in Potassium Silicate, plays an important role in abiotic stress resistance during drought or saline stress, strengthens cell walls and prevents lodging.
- Silicon Dioxide is more effective than salicylic acid at protecting against drought stress due to its dual mode of action:
  - o Silicon forms a structural barrier as it is incorporated into the cell wall – preventing water from leaving cells during stress
  - o Silicon can also turn on stress-induced pathways that aid in the preservation of water

Application Rates:

STARTING AT TRANSPLANT OR FIRST LEAVES

Lettuce | 35 G/HA
5 applications at 10 day intervals
Tomato | 35 G/HA
10 applications at 10 day intervals
Pepper/Eggplant | 40 G/HA
7 applications at 14 day intervals
Cucumber/Zucchini | 40 G/HA
6 applications at 10 day intervals
Melon | 50 G/HA
7 applications at 10 day intervals
Strawberries | 30 G/HA
10 applications at 7 day intervals
Roses | 40 G/HA
6 applications at 7 day intervals
Wheat, Barley, Oats | 25 G/HA
From 3-5 leaf stage to first node
Turf | 95-150 G/HA
Apply as needed
Hydroponics & Cannabis | 1 ml/10 L water
Add to tank weekly through grow and bloom
Soil & Compost | 1 ml/10 L soil
Apply to soil/compost and mix thoroughly

SA-P 72.5%

PLANT & SOIL SUPPLEMENT



Description

EZ-Gro SA-P 72.5% contains Salicylic Acid, a naturally occurring plant hormone, which plays a vital role in plant growth and development, photosynthesis, transpiration, ion uptake and transport. Salicylic Acid improves resistance to drought and environmental stress, enhances hardiness, flowering and fruit yield, and aids in Systemic Acquired Resistance (SAR). Apply EZ-Gro SA-P 72.5% to your crops to protect against abiotic stress and improve overall quality and yield.

- IMPROVES RESISTANCE TO STRESS AND DROUGHT
- ENHANCES HARDINESS
- PROMOTES FLOWERING AND FRUIT YIELD

Guaranteed Minimum Analysis

72.50% Salicylic Acid, 27.50% Potassium

Background

- Salicylic Acid is an endogenous signaling molecule associated with defense mechanisms native to plants.

- Salicylic Acid is known to protect against drought and salinity, heavy metal toxicity, and extreme heat.

- Considered a “therapeutic agent” for crops, Salicylic Acid is important throughout the entire plant lifecycle.

Application Rates:

Nursery Stock (Containerized and field grown): trees, annuals, perennials, herbs, and vegetables | 40 ml / 100L water (10% Solution)
Apply every 30 days or as needed commencing at transplant or 3-5 leaf stage.
Fruits and Berries: plums, apricots, cherry, peach, blueberries, blackberries, raspberries, etc. | 50 ml / ha (10% Solution) | 7 g / ha (Undiluted)
3-4 applications commencing at 75% petal drop and repeating with 21-28 day intervals
Apples and Pears | 50 ml / ha (10% Solution) | 7 g / ha (Undiluted)
3-4 applications commencing at 50% flowering and repeating with 21 day intervals
Fruiting vegetables | 50 ml / ha (10% Solution) | 7 g / ha (Undiluted)
1st application prior to fruit set, repeat after 2 weeks
Lettuce, cauliflower, cabbage | 50 ml / ha (10% Solution) | 7 g / ha (Undiluted)
1st application at 3-5 leaf stage, repeat after 2 weeks
Potatoes | 50 ml / ha (10% Solution) | 7 g / ha (Undiluted)
1st application at tuber initiation, repeat after 2 weeks
Cucurbits | 50 ml / ha (10% Solution) | 7 g / ha (Undiluted)
1st application at flowering, repeat after 21 days
Grapes: table and wine | 50 ml / ha (10% Solution) | 7 g / ha (Undiluted)
Apply every 4-6 weeks once plants begin to grow
Herbs | 50 ml / ha (10% Solution) | 7 g / ha (Undiluted)
Apply every 4-6 weeks once plants begin to grow
Field crops | 50 ml / ha (10% Solution) | 7 g / ha (Undiluted)
After 3-5 leaf stage.
Grasses grown for seed, sod, pasture, forage, alfalfa | 50 ml / ha (10% Solution) | 7 g / ha (Undiluted)
Apply when 2-4” tall.
Compost and Soil | 40ml/100L (10% Solution)
Apply to soil or compost and mix thoroughly.
Hydroponics and Cannabis | 1 g/200 L water (Undiluted)
Apply to roots weekly beginning at transplant

AMINO ACID CHELATES

EZ-Gro Amino Acid Chelated Micronutrients are biostimulant supplement powders, which exploit amino acid chelation to enhance bioavailability of elements essential to plant growth. They are intended for use as supplements for the correction of deficiencies in Boron, Calcium, Copper, Iron, Magnesium, Manganese, and Zinc. They may be used on all agricultural, horticultural and ornamental crops that require and respond to micronutrient supplements. EZ-Gro Amino Acid Chelated Micronutrients may be applied directly to the soil as a powder, through drip or injection systems, or by foliar application through conventional, low-volume, or aerial sprayers. They may be formulated into NPK fertilizers as a source of micronutrients, and are compatible with a wide range of fertilizer materials, pesticides, herbicides and fungicides.

BORON (B) 8% 9-0-0

AMINO ACID CHELATES

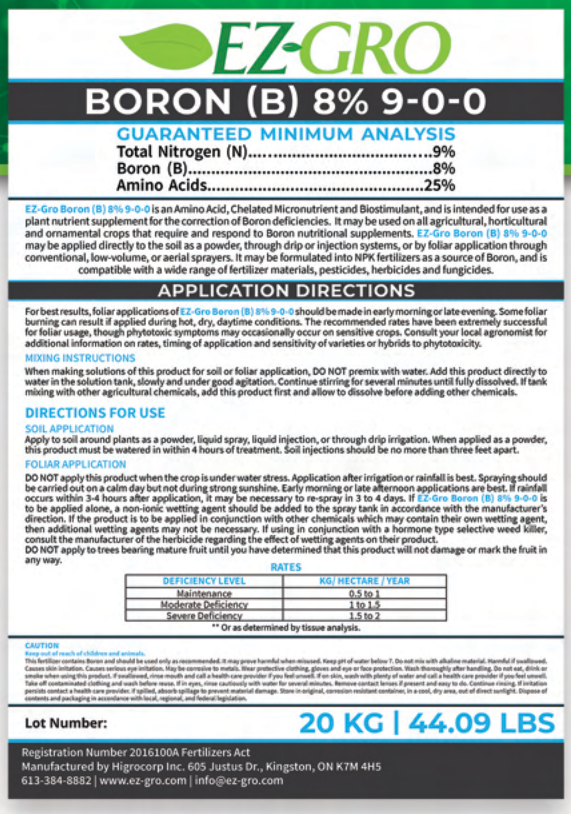
EZ-GRO
BORON (B) 8% 9-0-0
GUARANTEED MINIMUM ANALYSIS
Total Nitrogen (N).....9%
Boron (B).....8%
Amino Acids.....25%
EZ-Gro Boron (B) 8% 9-0-0 is an Amino Acid, Chelated Micronutrient and Biostimulant, and is intended for use as a plant nutrient supplement for the correction of Boron deficiencies. It may be used on all agricultural, horticultural and ornamental crops that require and respond to Boron nutritional supplements. EZ-Gro Boron (B) 8% 9-0-0 may be applied directly to the soil as a powder, through drip or injection systems, or by foliar application through conventional, low-volume, or aerial sprayers. It may be formulated into NPK fertilizers as a source of Boron, and is compatible with a wide range of fertilizer materials, pesticides, herbicides and fungicides.
APPLICATION DIRECTIONS
For best results, foliar applications of EZ-Gro Boron (B) 8% 9-0-0 should be made in early morning or late evening. Some foliar burning can result if applied during hot, dry, daytime conditions. The recommended rates have been extremely successful for foliar usage, though phytotoxic symptoms may occasionally occur on sensitive crops. Consult your local agronomist for additional information on rates, timing of application and sensitivity of varieties or hybrids to phytotoxicity.
MIXING INSTRUCTIONS
When making solutions of this product for soil or foliar application, DO NOT premix with water. Add this product directly to water in the solution tank, slowly and under good agitation. Continue stirring for several minutes until fully dissolved. If tank mixing with other agricultural chemicals, add this product first and allow to dissolve before adding other chemicals.
DIRECTIONS FOR USE
SOIL APPLICATION
Apply to soil around plants as a powder, liquid spray, liquid injection, or through drip irrigation. When applied as a powder, this product must be watered in within 4 hours of treatment. Soil injections should be no more than three feet apart.
FOLIAR APPLICATION
DO NOT apply this product when the crop is under water stress. Application after irrigation or rainfall is best. Spraying should be carried out on a calm day but not during strong sunshine. Early morning or late afternoon applications are best. If rainfall occurs within 3-4 hours after application, it may be necessary to re-spray in 3 to 4 days. If EZ-Gro Boron (B) 8% 9-0-0 is to be applied alone, a non-ionic wetting agent should be added to the spray tank in accordance with the manufacturer's direction. If the product is to be applied in conjunction with other chemicals which may contain their own wetting agent, then additional wetting agents may not be necessary. If using in conjunction with a hormone type selective weed killer, consult the manufacturer of the herbicide regarding the effect of wetting agents on their product.
DO NOT apply to trees bearing mature fruit until you have determined that this product will not damage or mark the fruit in any way.
RATES

DEFICIENCY LEVEL	KG/ HECTARE / YEAR
Maintenance	0.5 to 1
Moderate Deficiency	1 to 1.5
Severe Deficiency	1.5 to 2

** Or as determined by tissue analysis.
CAUTION
Keep out of reach of children and animals.
This fertilizer contains Boron and should be used only as recommended. It may prove harmful when misused. Keep pH of water below 7. Do not mix with alkaline material. Harmful if swallowed. Causes skin irritation. Causes serious eye irritation. May be corrosive to metals. Wear protective clothing, gloves and eye or face protection. Wash thoroughly after handling. Do not eat, drink or smoke when using this product. If swallowed, rinse mouth and call a health care provider if you feel unwell. If on skin, wash with plenty of water and call a health care provider if you feel unwell. Take off contaminated clothing and wash before reuse. If in eyes, rinse cautiously with water for several minutes. Remove contact lenses if present and easy to do. Continue rinsing. If irritation persists contact a health care provider. If spilled, absorb spillage to prevent material damage. Store in original, corrosion resistant container, in a cool, dry area, out of direct sunlight. Dispose of contents and packaging in accordance with local, regional, and federal legislation.
Lot Number:
20 KG | 44.09 LBS
Registration Number 2016100A Fertilizers Act
Manufactured by Higrocorp Inc. 605 Justus Dr., Kingston, ON K7M 4H5
613-384-8882 | www.ez-gro.com | info@ez-gro.com

Description

Boron is an essential macronutrient required for proper reproductive and vegetative growth as well as development of most plants. It is involved in the development and maintenance of structural components of cells and many growth deficiencies are seen without adequate levels. Add EZ-Gro Boron (B) 8% 9-0-0 to your current fertilizer regimen to fix boron deficiencies and improve growth, yield and quality of your plants.

Guaranteed Minimum Analysis

8.00% Boron, 9.00% Nitrogen, 25.00% Amino Acids

- IMPROVES PLANT AND SOIL QUALITY AND HEALTH
- CERTIFIED ORGANIC BY ECOCERT
- CORRECTS BORON DEFICIENCIES

CALCIUM (CA) 10% 8-0-0

AMINO ACID CHELATES

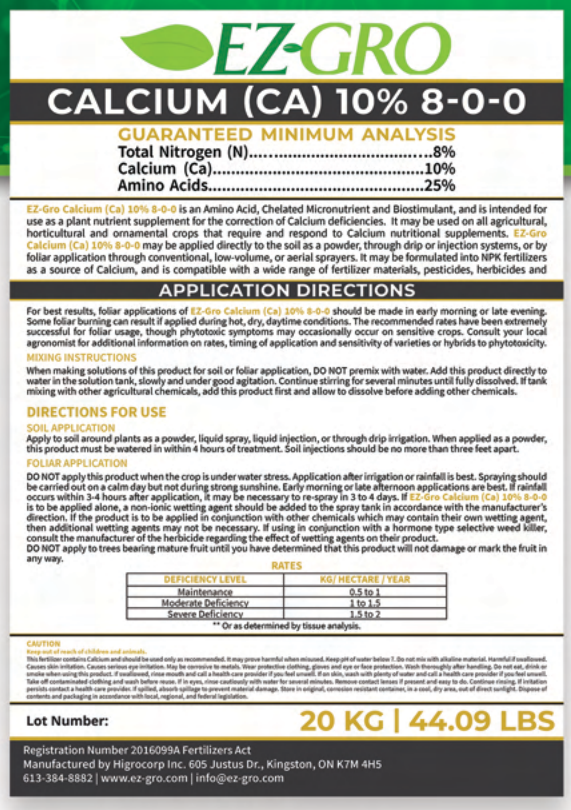
EZ-GRO
CALCIUM (CA) 10% 8-0-0
GUARANTEED MINIMUM ANALYSIS
Total Nitrogen (N).....8%
Calcium (Ca).....10%
Amino Acids.....25%
EZ-Gro Calcium (Ca) 10% 8-0-0 is an Amino Acid, Chelated Micronutrient and Biostimulant, and is intended for use as a plant nutrient supplement for the correction of Calcium deficiencies. It may be used on all agricultural, horticultural and ornamental crops that require and respond to Calcium nutritional supplements. EZ-Gro Calcium (Ca) 10% 8-0-0 may be applied directly to the soil as a powder, through drip or injection systems, or by foliar application through conventional, low-volume, or aerial sprayers. It may be formulated into NPK fertilizers as a source of Calcium, and is compatible with a wide range of fertilizer materials, pesticides, herbicides and
APPLICATION DIRECTIONS
For best results, foliar applications of EZ-Gro Calcium (Ca) 10% 8-0-0 should be made in early morning or late evening. Some foliar burning can result if applied during hot, dry, daytime conditions. The recommended rates have been extremely successful for foliar usage, though phytotoxic symptoms may occasionally occur on sensitive crops. Consult your local agronomist for additional information on rates, timing of application and sensitivity of varieties or hybrids to phytotoxicity.
MIXING INSTRUCTIONS
When making solutions of this product for soil or foliar application, DO NOT premix with water. Add this product directly to water in the solution tank, slowly and under good agitation. Continue stirring for several minutes until fully dissolved. If tank mixing with other agricultural chemicals, add this product first and allow to dissolve before adding other chemicals.
DIRECTIONS FOR USE
SOIL APPLICATION
Apply to soil around plants as a powder, liquid spray, liquid injection, or through drip irrigation. When applied as a powder, this product must be watered in within 4 hours of treatment. Soil injections should be no more than three feet apart.
FOLIAR APPLICATION
DO NOT apply this product when the crop is under water stress. Application after irrigation or rainfall is best. Spraying should be carried out on a calm day but not during strong sunshine. Early morning or late afternoon applications are best. If rainfall occurs within 3-4 hours after application, it may be necessary to re-spray in 3 to 4 days. If EZ-Gro Calcium (Ca) 10% 8-0-0 is to be applied alone, a non-ionic wetting agent should be added to the spray tank in accordance with the manufacturer's direction. If the product is to be applied in conjunction with other chemicals which may contain their own wetting agent, then additional wetting agents may not be necessary. If using in conjunction with a hormone type selective weed killer, consult the manufacturer of the herbicide regarding the effect of wetting agents on their product.
DO NOT apply to trees bearing mature fruit until you have determined that this product will not damage or mark the fruit in any way.
RATES

DEFICIENCY LEVEL	KG/ HECTARE / YEAR
Maintenance	0.5 to 1
Moderate Deficiency	1 to 1.5
Severe Deficiency	1.5 to 2

** Or as determined by tissue analysis.
CAUTION
Keep out of reach of children and animals.
This fertilizer contains Calcium and should be used only as recommended. It may prove harmful when misused. Keep pH of water below 7. Do not mix with alkaline material. Harmful if swallowed. Causes skin irritation. Causes serious eye irritation. May be corrosive to metals. Wear protective clothing, gloves and eye or face protection. Wash thoroughly after handling. Do not eat, drink or smoke when using this product. If swallowed, rinse mouth and call a health care provider if you feel unwell. If on skin, wash with plenty of water and call a health care provider if you feel unwell. Take off contaminated clothing and wash before reuse. If in eyes, rinse cautiously with water for several minutes. Remove contact lenses if present and easy to do. Continue rinsing. If irritation persists contact a health care provider. If spilled, absorb spillage to prevent material damage. Store in original, corrosion resistant container, in a cool, dry area, out of direct sunlight. Dispose of contents and packaging in accordance with local, regional, and federal legislation.
Lot Number:
20 KG | 44.09 LBS
Registration Number 2016099A Fertilizers Act
Manufactured by Higrocorp Inc. 605 Justus Dr., Kingston, ON K7M 4H5
613-384-8882 | www.ez-gro.com | info@ez-gro.com

Description

Calcium is an essential messenger and is associated with virtually all aspects of plant growth and development. It is crucial for the proper incorporation of cell wall components, and has a structural role in the quality of plant development. Add EZ-Gro Calcium (Ca) 10% 8-0-0 to your current fertilizer regimen to remedy calcium deficiencies and improve growth, yield and quality of your plants.

Guaranteed Minimum Analysis

10.00% Calcium, 8.00% Nitrogen, 25.00% Amino Acids

- IMPROVES PLANT AND SOIL QUALITY AND HEALTH
- CERTIFIED ORGANIC BY ECOCERT
- CORRECTS CALCIUM DEFICIENCIES

COPPER (CU) 10% 8-0-0

AMINO ACID CHELATES

Description

Copper is an essential metal required for the proper growth and development of plants as it is a cofactor for multiple enzymes, particularly those involved in photosynthetic electron transport. Add EZ-Gro Copper (Cu) 10% 8-0-0 to your current fertilizer regimen to remedy copper deficiencies and boost growth, yield and quality of your plants.

Guaranteed Minimum Analysis

10.00% Copper, 8.00% Nitrogen, 25.00% Amino Acids

- IMPROVES PLANT AND SOIL QUALITY AND HEALTH
- CERTIFIED ORGANIC BY ECOCERT
- CORRECTS COPPER DEFICIENCIES

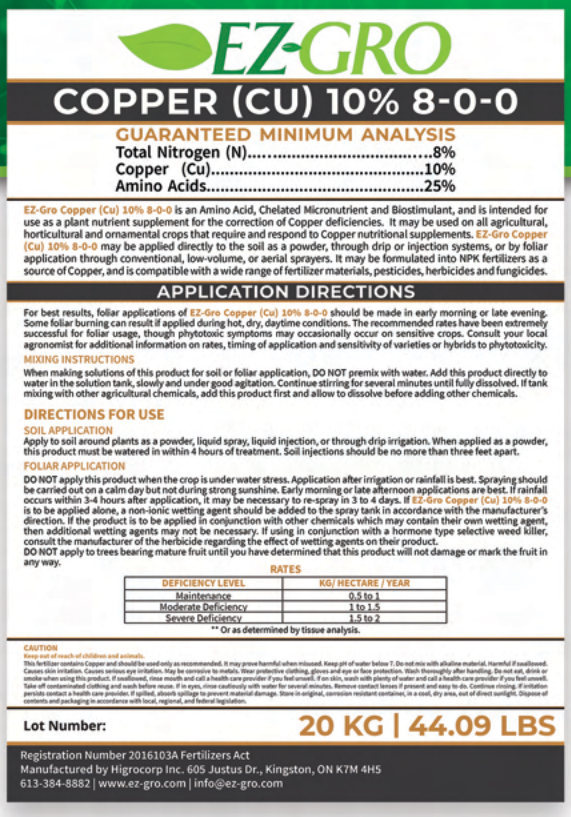

EZ-GRO

COPPER (CU) 10% 8-0-0

GUARANTEED MINIMUM ANALYSIS

Total Nitrogen (N).....8%
Copper (Cu).....10%
Amino Acids.....25%

EZ-Gro Copper (Cu) 10% 8-0-0 is an Amino Acid, Chelated Micronutrient and Biostimulant, and is intended for use as a plant nutrient supplement for the correction of Copper deficiencies. It may be used on all agricultural, horticultural and ornamental crops that require and respond to Copper nutritional supplements. EZ-Gro Copper (Cu) 10% 8-0-0 may be applied directly to the soil as a powder, through drip or injection systems, or by foliar application through conventional, low-volume, or aerial sprayers. It may be formulated into NPK fertilizers as a source of Copper, and is compatible with a wide range of fertilizer materials, pesticides, herbicides and fungicides.

APPLICATION DIRECTIONS

For best results, foliar applications of EZ-Gro Copper (Cu) 10% 8-0-0 should be made in early morning or late evening. Some foliar burning can result if applied during hot, dry, daytime conditions. The recommended rates have been extremely successful for foliar usage, though phytotoxic symptoms may occasionally occur on sensitive crops. Consult your local agronomist for additional information on rates, timing of application and sensitivity of varieties or hybrids to phytotoxicity.

MIXING INSTRUCTIONS

When making solutions of this product for soil or foliar application, DO NOT premix with water. Add this product directly to water in the solution tank, slowly and under good agitation. Continue stirring for several minutes until fully dissolved. If tank mixing with other agricultural chemicals, add this product first and allow to dissolve before adding other chemicals.

DIRECTIONS FOR USE

SOIL APPLICATION

Apply to soil around plants as a powder, liquid spray, liquid injection, or through drip irrigation. When applied as a powder, this product must be watered in within 4 hours of treatment. Soil injections should be no more than three feet apart.

FOLIAR APPLICATION

DO NOT apply this product when the crop is under water stress. Application after irrigation or rainfall is best. Spraying should be carried out on a calm day but not during strong sunshine. Early morning or late afternoon applications are best. If rainfall occurs within 3-4 hours after application, it may be necessary to re-spray in 3 to 4 days. If EZ-Gro Copper (Cu) 10% 8-0-0 is to be applied alone, a non-ionic wetting agent should be added to the spray tank in accordance with the manufacturer's direction. If the product is to be applied in conjunction with other chemicals which may contain their own wetting agent, then additional wetting agents may not be necessary. If using in conjunction with a hormone type selective weed killer, consult the manufacturer of the herbicide regarding the effect of wetting agents on their product.
DO NOT apply to trees bearing mature fruit until you have determined that this product will not damage or mark the fruit in any way.

RATES

DEFICIENCY LEVEL	KG/ HECTARE / YEAR
Maintenance	0.5 to 1
Moderate Deficiency	1 to 1.5
Severe Deficiency	1.5 to 2

** Or as determined by tissue analysis.

CAUTION

Keep out of reach of children and animals.
This fertilizer contains Copper and should be used only as recommended. It may prove harmful when misused. Keep pit of water below 7. Do not mix with alkaline material. Harmful if swallowed. Causes skin irritation. Causes serious eye irritation. May be corrosive to metals. Wear protective clothing, gloves and eye or face protection. Wash thoroughly after handling. Do not eat, drink or smoke when using this product. If swallowed, rinse mouth and call a health care provider if you feel unwell. If on skin, wash with plenty of water and call a health care provider if you feel unwell. Take off contaminated clothing and wash before reuse. If in eyes, rinse cautiously with water for several minutes. Remove contact lenses if present and easy to do. Continue rinsing. If irritation persists contact a health care provider. If spilled, absorb spillage to prevent material damage. Store in original, corrosion resistant container, in a cool, dry area, out of direct sunlight. Dispose of contents and packaging in accordance with local, regional, and federal legislation.

Lot Number:

20 KG | 44.09 LBS

Registration Number 2016103A Fertilizers Act
Manufactured by Higrocorp Inc. 605 Justus Dr., Kingston, ON K7M 4H5
613-384-8882 | www.ez-gro.com | info@ez-gro.com

IRON (FE) 10% 10-0-0

AMINO ACID CHELATES

Description

Iron is an essential micronutrient that plays a critical role in macromolecule synthesis, respiration and photosynthesis as it acts as a prosthetic group with important enzymes. Most of the iron in soil is in an unusable form and iron deficiencies are quite common. Add EZ-Gro Iron (Fe) 10% 10-0-0 to your current fertilizer regimen to remedy iron deficiencies and boost growth, yield and quality of your plants.

Guaranteed Minimum Analysis

10.00% Iron, 10.00% Nitrogen, 25.00% Amino Acids

- IMPROVES PLANT AND SOIL QUALITY AND HEALTH
- CERTIFIED ORGANIC BY ECOCERT
- CORRECTS IRON DEFICIENCIES

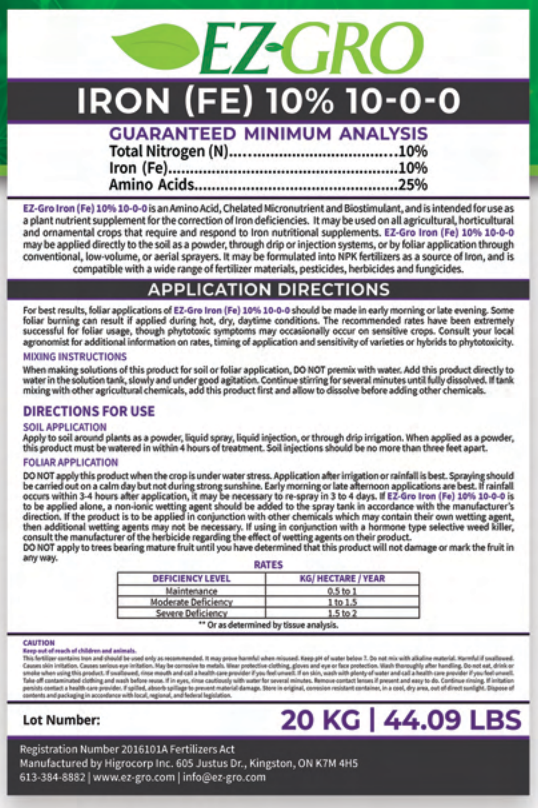

EZ-GRO

IRON (FE) 10% 10-0-0

GUARANTEED MINIMUM ANALYSIS

Total Nitrogen (N).....10%
Iron (Fe).....10%
Amino Acids.....25%

EZ-Gro Iron (Fe) 10% 10-0-0 is an Amino Acid, Chelated Micronutrient and Biostimulant, and is intended for use as a plant nutrient supplement for the correction of Iron deficiencies. It may be used on all agricultural, horticultural and ornamental crops that require and respond to Iron nutritional supplements. EZ-Gro Iron (Fe) 10% 10-0-0 may be applied directly to the soil as a powder, through drip or injection systems, or by foliar application through conventional, low-volume, or aerial sprayers. It may be formulated into NPK fertilizers as a source of Iron, and is compatible with a wide range of fertilizer materials, pesticides, herbicides and fungicides.

APPLICATION DIRECTIONS

For best results, foliar applications of EZ-Gro Iron (Fe) 10% 10-0-0 should be made in early morning or late evening. Some foliar burning can result if applied during hot, dry, daytime conditions. The recommended rates have been extremely successful for foliar usage, though phytotoxic symptoms may occasionally occur on sensitive crops. Consult your local agronomist for additional information on rates, timing of application and sensitivity of varieties or hybrids to phytotoxicity.

MIXING INSTRUCTIONS

When making solutions of this product for soil or foliar application, DO NOT premix with water. Add this product directly to water in the solution tank, slowly and under good agitation. Continue stirring for several minutes until fully dissolved. If tank mixing with other agricultural chemicals, add this product first and allow to dissolve before adding other chemicals.

DIRECTIONS FOR USE

SOIL APPLICATION

Apply to soil around plants as a powder, liquid spray, liquid injection, or through drip irrigation. When applied as a powder, this product must be watered in within 4 hours of treatment. Soil injections should be no more than three feet apart.

FOLIAR APPLICATION

DO NOT apply this product when the crop is under water stress. Application after irrigation or rainfall is best. Spraying should be carried out on a calm day but not during strong sunshine. Early morning or late afternoon applications are best. If rainfall occurs within 3-4 hours after application, it may be necessary to re-spray in 3 to 4 days. If EZ-Gro Iron (Fe) 10% 10-0-0 is to be applied alone, a non-ionic wetting agent should be added to the spray tank in accordance with the manufacturer's direction. If the product is to be applied in conjunction with other chemicals which may contain their own wetting agent, then additional wetting agents may not be necessary. If using in conjunction with a hormone type selective weed killer, consult the manufacturer of the herbicide regarding the effect of wetting agents on their product.
DO NOT apply to trees bearing mature fruit until you have determined that this product will not damage or mark the fruit in any way.

RATES

DEFICIENCY LEVEL	KG/ HECTARE / YEAR
Maintenance	0.5 to 1
Moderate Deficiency	1 to 1.5
Severe Deficiency	1.5 to 2

** Or as determined by tissue analysis.

CAUTION

Keep out of reach of children and animals.
This fertilizer contains Iron and should be used only as recommended. It may prove harmful when misused. Keep pit of water below 7. Do not mix with alkaline material. Harmful if swallowed. Causes skin irritation. Causes serious eye irritation. May be corrosive to metals. Wear protective clothing, gloves and eye or face protection. Wash thoroughly after handling. Do not eat, drink or smoke when using this product. If swallowed, rinse mouth and call a health care provider if you feel unwell. If on skin, wash with plenty of water and call a health care provider if you feel unwell. Take off contaminated clothing and wash before reuse. If in eyes, rinse cautiously with water for several minutes. Remove contact lenses if present and easy to do. Continue rinsing. If irritation persists contact a health care provider. If spilled, absorb spillage to prevent material damage. Store in original, corrosion resistant container, in a cool, dry area, out of direct sunlight. Dispose of contents and packaging in accordance with local, regional, and federal legislation.

Lot Number:

20 KG | 44.09 LBS

Registration Number 2016101A Fertilizers Act
Manufactured by Higrocorp Inc. 605 Justus Dr., Kingston, ON K7M 4H5
613-384-8882 | www.ez-gro.com | info@ez-gro.com

MAGNESIUM (MG) 6% 9-0-0

AMINO ACID CHELATES

Description

Magnesium is an important element that is crucial for photosynthesis, and plant nutrition. The exogenous application of magnesium to deficit soil can enhance root formation, chlorophyll synthesis and photosynthetic rate and efficiency. Add EZ-Gro Magnesium (Mg) 6% 9-0-0 to your current fertilizer regimen to remedy magnesium deficiencies and boost growth, yield and quality of your plants.

Guaranteed Minimum Analysis

6.00% Magnesium, 9.00% Nitrogen, 25.00% Amino Acids

- IMPROVES PLANT AND SOIL QUALITY AND HEALTH
- CERTIFIED ORGANIC BY ECOCERT
- CORRECTS MAGNESIUM DEFICIENCIES

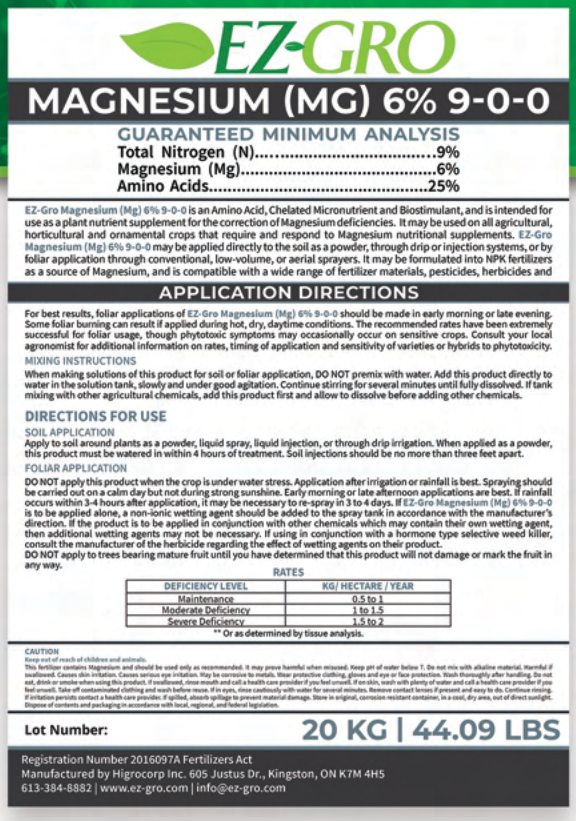

EZ-GRO

MAGNESIUM (MG) 6% 9-0-0

GUARANTEED MINIMUM ANALYSIS

Total Nitrogen (N).....9%
Magnesium (Mg).....6%
Amino Acids.....25%

EZ-Gro Magnesium (Mg) 6% 9-0-0 is an Amino Acid, Chelated Micronutrient and Biostimulant, and is intended for use as a plant nutrient supplement for the correction of Magnesium deficiencies. It may be used on all agricultural, horticultural and ornamental crops that require and respond to Magnesium nutritional supplements. EZ-Gro Magnesium (Mg) 6% 9-0-0 may be applied directly to the soil as a powder, through drip or injection systems, or by foliar application through conventional, low-volume, or aerial sprayers. It may be formulated into NPK fertilizers as a source of Magnesium, and is compatible with a wide range of fertilizer materials, pesticides, herbicides and

APPLICATION DIRECTIONS

For best results, foliar applications of EZ-Gro Magnesium (Mg) 6% 9-0-0 should be made in early morning or late evening. Some foliar burning can result if applied during hot, dry, daytime conditions. The recommended rates have been extremely successful for foliar usage, though phytotoxic symptoms may occasionally occur on sensitive crops. Consult your local agronomist for additional information on rates, timing of application and sensitivity of varieties or hybrids to phytotoxicity.

MIXING INSTRUCTIONS

When making solutions of this product for soil or foliar application, DO NOT premix with water. Add this product directly to water in the solution tank, slowly and under good agitation. Continue stirring for several minutes until fully dissolved. If tank mixing with other agricultural chemicals, add this product first and allow to dissolve before adding other chemicals.

DIRECTIONS FOR USE

SOIL APPLICATION

Apply to soil around plants as a powder, liquid spray, liquid injection, or through drip irrigation. When applied as a powder, this product must be watered in within 4 hours of treatment. Soil injections should be no more than three feet apart.

FOLIAR APPLICATION

DO NOT apply this product when the crop is under water stress. Application after irrigation or rainfall is best. Spraying should be carried out on a calm day but not during strong sunshine. Early morning or late afternoon applications are best. If rainfall occurs within 3-4 hours after application, it may be necessary to re-spray in 3 to 4 days. If EZ-Gro Magnesium (Mg) 6% 9-0-0 is to be applied alone, a non-ionic wetting agent should be added to the spray tank in accordance with the manufacturer's direction. If the product is to be applied in conjunction with other chemicals which may contain their own wetting agent, then additional wetting agents may not be necessary. If using in conjunction with a hormone type selective weed killer, consult the manufacturer of the herbicide regarding the effect of wetting agents on their product.
DO NOT apply to trees bearing mature fruit until you have determined that this product will not damage or mark the fruit in any way.

RATES

DEFICIENCY LEVEL	KG/ HECTARE / YEAR
Maintenance	0.5 to 1
Moderate Deficiency	1 to 1.5
Severe Deficiency	1.5 to 2

** Or as determined by tissue analysis.

CAUTION

Keep out of reach of children and animals.
This fertilizer contains Magnesium and should be used only as recommended. It may prove harmful when misused. Keep pH of water below 7. Do not mix with alkaline material. Harmful if swallowed. Causes skin irritation. Causes serious eye irritation. May be corrosive to metals. Wear protective clothing, gloves and eye or face protection. Wash thoroughly after handling. Do not eat, drink or smoke when using this product. If swallowed, rinse mouth and call a health care provider if you feel unwell. If on skin, wash with plenty of water and call a health care provider if you feel unwell. Take off contaminated clothing and wash before reuse. If in eyes, rinse cautiously with water for several minutes. Remove contact lenses if present and easy to do. Continue rinsing. If irritation persists contact a health care provider. If spilled, absorb spillage to prevent material damage. Store in original, corrosion-resistant container, in a cool, dry area, out of direct sunlight. Dispose of contents and packaging in accordance with local, regional, and federal legislation.

Lot Number: 20 KG | 44.09 LBS

Registration Number 2016097A Fertilizers Act
Manufactured by Higrocorp Inc. 605 Justus Dr., Kingston, ON K7M 4H5
613-384-8882 | www.ez-gro.com | info@ez-gro.com

MANGANESE (MN) 10% 10-0-0

AMINO ACID CHELATES

Description

Manganese is an important element that is present naturally in small amounts in most soils. Low levels of manganese stimulate growth by enhancing the efficiency of photosynthesis and it can activate over 35 different enzymes. Add EZ-Gro Manganese (Mn) 10% 10-0-0 to your current fertilizer regimen to remedy manganese deficiencies and boost growth, yield and quality of your plants.

Guaranteed Minimum Analysis

10.00% Manganese, 10.00% Nitrogen, 25.00%Amino Acids

- IMPROVES PLANT AND SOIL QUALITY AND HEALTH
- CERTIFIED ORGANIC BY ECOCERT
- CORRECTS MANGANESE DEFICIENCIES

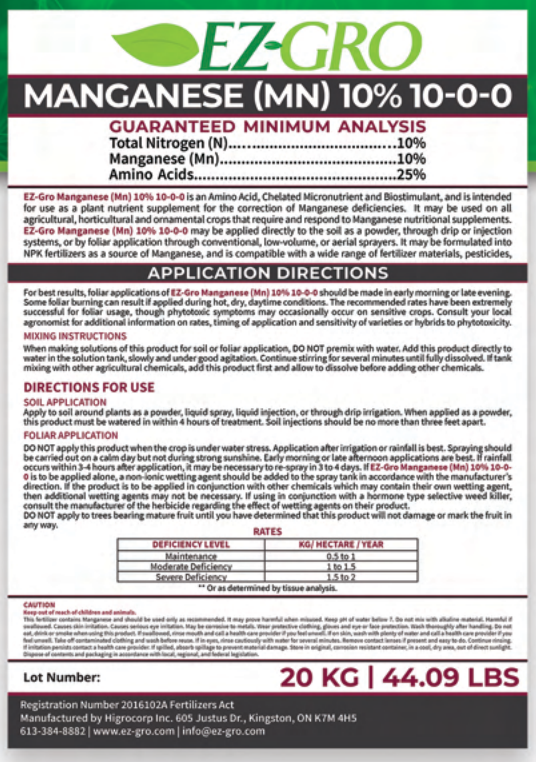

EZ-GRO

MANGANESE (MN) 10% 10-0-0

GUARANTEED MINIMUM ANALYSIS

Total Nitrogen (N).....10%
Manganese (Mn).....10%
Amino Acids.....25%

EZ-Gro Manganese (Mn) 10% 10-0-0 is an Amino Acid, Chelated Micronutrient and Biostimulant, and is intended for use as a plant nutrient supplement for the correction of Manganese deficiencies. It may be used on all agricultural, horticultural and ornamental crops that require and respond to Manganese nutritional supplements. EZ-Gro Manganese (Mn) 10% 10-0-0 may be applied directly to the soil as a powder, through drip or injection systems, or by foliar application through conventional, low-volume, or aerial sprayers. It may be formulated into NPK fertilizers as a source of Manganese, and is compatible with a wide range of fertilizer materials, pesticides,

APPLICATION DIRECTIONS

For best results, foliar applications of EZ-Gro Manganese (Mn) 10% 10-0-0 should be made in early morning or late evening. Some foliar burning can result if applied during hot, dry, daytime conditions. The recommended rates have been extremely successful for foliar usage, though phytotoxic symptoms may occasionally occur on sensitive crops. Consult your local agronomist for additional information on rates, timing of application and sensitivity of varieties or hybrids to phytotoxicity.

MIXING INSTRUCTIONS

When making solutions of this product for soil or foliar application, DO NOT premix with water. Add this product directly to water in the solution tank, slowly and under good agitation. Continue stirring for several minutes until fully dissolved. If tank mixing with other agricultural chemicals, add this product first and allow to dissolve before adding other chemicals.

DIRECTIONS FOR USE

SOIL APPLICATION

Apply to soil around plants as a powder, liquid spray, liquid injection, or through drip irrigation. When applied as a powder, this product must be watered in within 4 hours of treatment. Soil injections should be no more than three feet apart.

FOLIAR APPLICATION

DO NOT apply this product when the crop is under water stress. Application after irrigation or rainfall is best. Spraying should be carried out on a calm day but not during strong sunshine. Early morning or late afternoon applications are best. If rainfall occurs within 3-4 hours after application, it may be necessary to re-spray in 3 to 4 days. If EZ-Gro Manganese (Mn) 10% 10-0-0 is to be applied alone, a non-ionic wetting agent should be added to the spray tank in accordance with the manufacturer's direction. If the product is to be applied in conjunction with other chemicals which may contain their own wetting agent, then additional wetting agents may not be necessary. If using in conjunction with a hormone type selective weed killer, consult the manufacturer of the herbicide regarding the effect of wetting agents on their product.
DO NOT apply to trees bearing mature fruit until you have determined that this product will not damage or mark the fruit in any way.

RATES

DEFICIENCY LEVEL	KG/ HECTARE / YEAR
Maintenance	0.5 to 1
Moderate Deficiency	1 to 1.5
Severe Deficiency	1.5 to 2

** Or as determined by tissue analysis.

CAUTION

Keep out of reach of children and animals.
This fertilizer contains Manganese and should be used only as recommended. It may prove harmful when misused. Keep pH of water below 7. Do not mix with alkaline material. Harmful if swallowed. Causes skin irritation. Causes serious eye irritation. May be corrosive to metals. Wear protective clothing, gloves and eye or face protection. Wash thoroughly after handling. Do not eat, drink or smoke when using this product. If swallowed, rinse mouth and call a health care provider if you feel unwell. If on skin, wash with plenty of water and call a health care provider if you feel unwell. Take off contaminated clothing and wash before reuse. If in eyes, rinse cautiously with water for several minutes. Remove contact lenses if present and easy to do. Continue rinsing. If irritation persists contact a health care provider. If spilled, absorb spillage to prevent material damage. Store in original, corrosion resistant container, in a cool, dry area, out of direct sunlight. Dispose of contents and packaging in accordance with local, regional, and federal legislation.

Lot Number: 20 KG | 44.09 LBS

Registration Number 2016102A Fertilizers Act
Manufactured by Higrocorp Inc. 605 Justus Dr., Kingston, ON K7M 4H5
613-384-8882 | www.ez-gro.com | info@ez-gro.com

ZINC (ZN) 10% 10-0-0

AMINO ACID CHELATES

Description

Zinc is an essential micronutrient involved in various growth and development pathways. Nearly all plants can benefit from the application of Zinc, leading to enhanced yields, increased growth, and proper development. Add EZ-Gro Zinc (Zn) 10% 10-0-0 to your regular fertilizer regime to fix zinc deficiencies and boost production and quality of your crops.

Guaranteed Minimum Analysis

10.00% Zinc, 10.00% Nitrogen, 25.00% Amino Acids

- IMPROVES PLANT AND SOIL QUALITY AND HEALTH
- CERTIFIED ORGANIC BY ECOCERT
- CORRECTS ZINC DEFICIENCIES

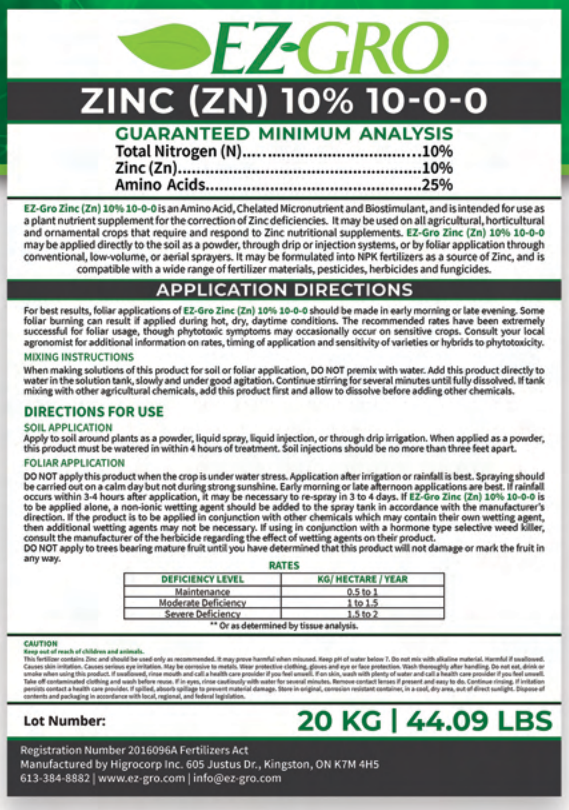

EZ-GRO

ZINC (ZN) 10% 10-0-0

GUARANTEED MINIMUM ANALYSIS

Total Nitrogen (N).....10%
Zinc (Zn).....10%
Amino Acids.....25%

EZ-Gro Zinc (Zn) 10% 10-0-0 is an Amino Acid, Chelated Micronutrient and Biostimulant, and is intended for use as a plant nutrient supplement for the correction of Zinc deficiencies. It may be used on all agricultural, horticultural and ornamental crops that require and respond to Zinc nutritional supplements. EZ-Gro Zinc (Zn) 10% 10-0-0 may be applied directly to the soil as a powder, through drip or injection systems, or by foliar application through conventional, low-volume, or aerial sprayers. It may be formulated into NPK fertilizers as a source of Zinc, and is compatible with a wide range of fertilizer materials, pesticides, herbicides and fungicides.

APPLICATION DIRECTIONS

For best results, foliar applications of EZ-Gro Zinc (Zn) 10% 10-0-0 should be made in early morning or late evening. Some foliar burning can result if applied during hot, dry, daytime conditions. The recommended rates have been extremely successful for foliar usage, though phytotoxic symptoms may occasionally occur on sensitive crops. Consult your local agronomist for additional information on rates, timing of application and sensitivity of varieties or hybrids to phytotoxicity.

MIXING INSTRUCTIONS

When making solutions of this product for soil or foliar application, DO NOT premix with water. Add this product directly to water in the solution tank, slowly and under good agitation. Continue stirring for several minutes until fully dissolved. If tank mixing with other agricultural chemicals, add this product first and allow to dissolve before adding other chemicals.

DIRECTIONS FOR USE

SOIL APPLICATION

Apply to soil around plants as a powder, liquid spray, liquid injection, or through drip irrigation. When applied as a powder, this product must be watered in within 4 hours of treatment. Soil injections should be no more than three feet apart.

FOLIAR APPLICATION

DO NOT apply this product when the crop is under water stress. Application after irrigation or rainfall is best. Spraying should be carried out on a calm day but not during strong sunshine. Early morning or late afternoon applications are best. If rainfall occurs within 3-4 hours after application, it may be necessary to re-spray in 3 to 4 days. If EZ-Gro Zinc (Zn) 10% 10-0-0 is to be applied alone, a non-ionic wetting agent should be added to the spray tank in accordance with the manufacturer's direction. If the product is to be applied in conjunction with other chemicals which may contain their own wetting agent, then additional wetting agents may not be necessary. If using in conjunction with a hormone type selective weed killer, consult the manufacturer of the herbicide regarding the effect of wetting agents on their product.
DO NOT apply to trees bearing mature fruit until you have determined that this product will not damage or mark the fruit in any way.

RATES

DEFICIENCY LEVEL	KG/ HECTARE / YEAR
Maintenance	0.5 to 1
Moderate Deficiency	1 to 1.5
Severe Deficiency	1.5 to 2

** Or as determined by tissue analysis.

CAUTION

Keep out of reach of children and animals.
This fertilizer contains Zinc and should be used only as recommended. It may prove harmful when misused. Keep pH of water below 7. Do not mix with alkaline material. Harmful if swallowed. Causes skin irritation. Causes serious eye irritation. May be corrosive to metals. Wear protective clothing, gloves and eye or face protection. Wash thoroughly after handling. Do not eat, drink or smoke when using this product. If swallowed, rinse mouth and call a health care provider if you feel unwell. If on skin, wash with plenty of water and call a health care provider if you feel unwell. Take off contaminated clothing and wash before reuse. If in eyes, rinse cautiously with water for several minutes. Remove contact lenses if present and easy to do. Continue rinsing. If irritation persists contact a health care provider. If spilled, absorb spillage to prevent material damage. Store in original, corrosion resistant container, in a cool, dry area, out of direct sunlight. Dispose of contents and packaging in accordance with local, regional, and federal legislation.

Lot Number:

20 KG | 44.09 LBS

Registration Number 2016096A Fertilizers Act
Manufactured by Higrocorp Inc. 605 Justus Dr., Kingston, ON K7M 4H5
613-384-8882 | www.ez-gro.com | info@ez-gro.com

CFIA BIO-APP™ PRODUCTS

Biostimulants with Abiotic Plant Protection Technology

- EZ-Gro BIO-APP™ 420 SA/SIL HYDROPONICS
- EZ-Gro BIO-APP™ BETAINE MAX WITH OSMOPROTECTANT
- EZ-Gro BIO-APP™ BETAINE PRIME WITH OSMOPROTECTANT
- EZ-Gro BIO-APP™ CAB POLLINATOR
- EZ-Gro BIO-APP™ CAL BOOST (100% ORGANIC)
- EZ-Gro BIO-APP™ CAL BOOST + ACTIVATORS
- EZ-Gro BIO-APP™ CHITOCYTO
- EZ-Gro BIO-APP™ CHITOMAX
- EZ-Gro BIO-APP™ CHITOPRIME
- EZ-Gro BIO-APP™ COPPER SECURE
- EZ-Gro BIO-APP™ CYTO-BETAINE WITH OSMOPROTECTANT
- EZ-Gro BIO-APP™ CYTO-BORO LIQUID BORON
- EZ-Gro BIO-APP™ FE-SP TURF & FIELD WITH OSMOREGULATION
- EZ-Gro BIO-APP™ GA3 Prime
- EZ-Gro BIO-APP™ POWER BLEND FA
- EZ-Gro BIO-APP™ SA/SIL (FIELD)
- EZ-Gro BIO-APP™ SA/SIL (TURF)

BIO-APP™ 420 SA/SIL HYDROPONICS

BIO-APP™

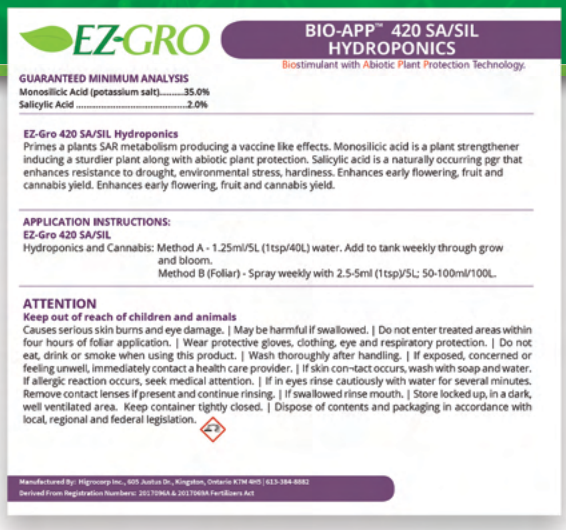

Description

EZ-Gro 420 SA/SIL Hydroponics Primes a plants SAR metabolism producing a vaccine like effects. Monosilicic acid is a plant strengthener inducing a sturdier plant along with abiotic plant protection. Salicylic acid is a naturally occurring pgr that enhances resistance to drought, environmental stress, hardiness. Enhances early flowering, fruit and cannabis yield.

Guaranteed Minimum Analysis

Monosilicic Acid (potassium salt) 35.0%
Salicylic Acid 2.0%

BIO-APP™ BETAINE MAX WITH OSMOPROTECTANT

BIO-APP™

Description

Contains biostimulants and plant growth regulators to help improve crop yields and reduce environmental stress. Plant growth regulators found in nature. Stimulates seedling and plant growth and may increase quality and yield. Helps to reduce transplant shock and increases root weight, and the number and size of flowers. Glycine Betaine is a powerful osmo-protectant against drought allowing a plant to grow with less water. Recommend For: alfalfa, barley, cabbage, canola, carrots, cauliflower, celery, corn, cucumbers, dry beans, eggplant, lettuce, melons, oats, onions, peas, peppers, soybeans, spinach, squash, sugar beets, sunflowers, tomatoes, turf grass, and wheat.

Guaranteed Minimum Analysis

Glycine Betaine 10%
Cytokinin as kinetin 0.025%
Indolebutyric Acid 0.012%
Gibberellic Acid 0.009%
Salicylic Acid 0.011%
Ascorbic Acid 0.011%

EZ-GRO

BIO-APP™ BETAINE MAX WITH OSMOPROTECTANT

Biostimulant with Abiotic Plant Protection Technology.

GUARANTEED MINIMUM ANALYSIS

Glycine Betaine..... 10%
Cytokinin as kinetin..... 0.025%
Indolebutyric Acid..... 0.012%
Gibberellic Acid..... 0.009%
Salicylic Acid..... 0.011%
Ascorbic Acid..... 0.011%

Contains biostimulants and plant growth regulators to help improve crop yields and reduce environmental stress. Plant growth regulators found in nature. Stimulates seedling and plant growth and may increase quality and yield. Helps to reduce transplant shock and increases root weight, and the number and size of flowers. Glycine Betaine is a powerful osmo-protectant against drought allowing a plant to grow with less water. Recommend For: alfalfa, barley, cabbage, canola, carrots, cauliflower, celery, corn, cucumbers, dry beans, eggplant, lettuce, melons, oats, onions, peas, peppers, soybeans, spinach, squash, sugar beets, sunflowers, tomatoes, turf grass, and wheat.

APPLICATION RATES AND DIRECTIONS: SHAKE WELL BEFORE USE

For use with commercial seed treaters (facilities and mobile treaters). Treatment equipment must provide uniform coverage.

SEED TREATMENT APPLICATION Rate: 50ml per 100 kg (100 lb) of seed.

Directions: Use with sufficient water to ensure uniform coverage. Use only approved dyes. Use higher water rates when conditions favour poor germination, such as cool soil temperatures or low germination type seeds.

ATTENTION
Keep out of reach of children and animals
May cause skin and eye irritation. | Wear dust mask, protective eyewear and gloves. | If skin contact occurs, wash with soap and water. | If allergic reaction occurs, seek medical attention. | If in eyes rinse with water for several minutes. Remove contact lenses if present and continue rinsing. | Store in tightly closed container, in a dry, well ventilated area. | Dispose of contents and packaging in accordance with local, regional and federal legislation.

Field Application Rates:
If seed has been treated do not apply in-furrow treatment

CROP	BROADCAST FOLIAR	IN-SEED FURROW	FOLIAR SPRAY TIMING
Alfalfa	500ml/ha	N/A	1st: 3-5 leaf stage or sufficient regrowth. 2nd: after each cutting
Canola	500ml/ha	N/A	1st: rosette stage & bolting. 2nd: at 20% bloom
Soybeans, beans, lentils	500ml/ha	N/A	1st: 3-5 leaf stage. 2nd: at bloom stage
Corn	500ml/ha	1L/ha	1st: 3-5 leaf stage. 2nd: 8-11 leaf stage
Potatoes	500ml/ha	1L/ha	1st: tuber initiation. 2nd: onset of tuber bulking
Wheat, Barley, Oats, Rye*	500ml/ha	1L/ha	1st: prior to jointing. 2nd: at flat leaf stage

*Use only in-furrow or foliar application, not both

continued on back

LOT NUMBER:

Manufactured By: Higrocorp Inc., 605 Justus Dr., Kingston, Ontario K7M 4H5 | 613-384-8882
Derived From Registration Numbers: 2018162A & 2017083A Fertilizers Act

BIO-APP™ BETAINE PRIME WITH OSMOPROTECTANT

BIO-APP™

Description

Contains biostimulants and plant growth regulators to help improve crop yields and reduce environmental stress. Plant growth regulators found in nature. Stimulates seedling and plant growth and may increase quality and yield. Helps to reduce transplant shock and increases root weight, and the number and size of flowers. Glycine Betaine is a powerful osmo-protectant against drought allowing a plant to grow with less water

Guaranteed Minimum Analysis

Glycine Betaine 10%
Indolebutyric acid 0.175%
Cytokinin as kinetin 0.040%
Salicylic acid 0.050%
Ascorbic acid 0.050%

EZ-GRO

BIO-APP™ BETAINE PRIME WITH OSMOPROTECTANT

Biostimulant with Abiotic Plant Protection Technology.

GUARANTEED MINIMUM ANALYSIS

Glycine Betaine..... 10%
Indolebutyric acid..... 0.175%
Cytokinin as kinetin..... 0.040%
Salicylic acid..... 0.050%
Ascorbic acid..... 0.050%

Contains biostimulants and plant growth regulators to help improve crop yields and reduce environmental stress. Plant growth regulators found in nature. Stimulates seedling and plant growth and may increase quality and yield. Helps to reduce transplant shock and increases root weight, and the number and size of flowers. Glycine Betaine is a powerful osmo-protectant against drought allowing a plant to grow with less water

ATTENTION
Keep out of reach of children and animals
May cause serious skin burns and eye damage | May cause respiratory irritation | Wear protective gloves, clothing, eye and respiratory protection | Do not eat, drink or smoke when using this product | Avoid breathing fumes, use only in a well-ventilated location | Wash thoroughly after handling | Do not allow rinse water to contaminate streams, ponds and lakes, as water life may be endangered | For terrestrial uses, do not apply directly to water or to areas where surface water is present or to intertidal areas below the mean high water mark | Do not connect an irrigation system (including greenhouse systems) used for pesticide application to public water system | If exposed concerned or feeling unwell, contact a health care provider | If swallowed - rinse mouth | If on skin – wash with plenty of water. Take off contaminated clothing and wash it before reuse | If in eyes – rinse cautiously with water for several minutes. Remove contact lenses if present and easy to do. Continue rinsing | If inhaled – move person to fresh air and keep comfortable for breathing | Store locked up, tightly closed, in a dry, well-ventilated area. | Dispose of contents and packaging in accordance with local, regional, and federal requirements.

Foliar Application Chart:

CROP	APPLICATION RATE USE ENOUGH WATER FOR COVERAGE
Barley, Oats, Rye, Spring or Winter Wheat, Canola, Flaxseed, Mustard, Safflower, Sunflower and Corn	3-5 leaf stage rate 500ml/ha
Legumes (Soybean, Beans, Lentils, Chickpeas, Peas)	3-5 leaf stage rate 500ml/ha
Alfalfa, Clover, Hay	1st application 500ml/ha at 3-5 leaf stage. 2nd application after cut.
Kale, Cabbage, Broccoli, Cauliflower, Brussel Sprouts	Apply 500ml/ha 14-21 days after emergence. 2nd application at 5-10% bloom.
Fruiting Vegetables (Tomatoes, Peppers, Eggplant)	Apply 500ml/ha 14-21 days after emergence. 2nd application at 5-10% bloom. 3rd small fruit stage
Cucumbers, Watermelon, Squash	Apply 500ml/ha 14-21 days after emergence. 2nd application at 5-10% bloom.
Leafy Vegetables (Lettuce, Celery, Spinach, Swiss Chard)	Apply 500ml/ha 14-21 days after emergence. 2nd application mid-season.
Sugar Beets	1st: 500ml/ha 14 days after emergence. 2nd 2-3 weeks after the 1st during root development

continued on back

LOT NUMBER:

Manufactured By: Higrocorp Inc., 605 Justus Dr., Kingston, Ontario K7M 4H5 | 613-384-8882
Derived From Registration Numbers: 2017100A & 2017083A Fertilizers Act

BIO-APP™ CAB POLLINATOR

BIO-APP™

Description

EZ-Gro CaB Pollinator Enhances pollen development, fertilization and yield of peas, lentils, soybeans and other beans. It improves pollen hydration, germination, pollen tube growth and viability. Plants produce more fruit sets and an increased number of larger, more uniform and higher quality pods and seeds.

Guaranteed Minimum Analysis

Total Nitrogen (N) 6.80%
Calcium 5.83%
Cytokinetion as Kinetin 0.046%
Boron 1.90%
Vitamin B1 0.015%
Vitamin C 0.015%
Salicylic Acid 0.015%
Chlorine 0.60%


EZ-GRO

BIO-APP™ CaB POLLINATOR

Biostimulant with Abiotic Plant Protection Technology.

GUARANTEED MINIMUM ANALYSIS

Total Nitrogen (N) 6.80%
Calcium 5.83%
Cytokinetion as Kinetin 0.046%
Boron 1.90%
Vitamin B1 ..... 0.015%
Vitamin C 0.015%
Salicylic Acid 0.015%
Chlorine 0.60%

EZ-Gro CaB Pollinator Enhances pollen development, fertilization and yield of peas, lentils, soybeans and other beans. It improves pollen hydration, germination, pollen tube growth and viability. Plants produce more fruit sets and an increased number of larger, more uniform and higher quality pods and seeds.

Key Benefits:
- Tailored specifically to enhance the pollination and fertilization fo peas, lentils, soybeans and other beans.
- helps support pollen tube growth and accumulation of secretory vesicles in pollen tubes.
- Helps regulate anther dehiscence and pollen hydration.
- Increases pollen volume and viability.
- Helps attract bees, resulting in greater fertilization and minimal abortive flowers.
- Boosts the uptake of calcium, magnesium and potassium.
- Increases a high volume of larger, more uniform, high quality fruits, pods, and seeds.
- It maintains the ability to allow plants to maximize their genetic potential in unfavourable conditions, such as cold, wet or drought conditions.

ATTENTION
Keep out of reach of children and animals
Causes serious skin burns and eye damage. | May be harmful if swallowed. | Wear protective gloves, clothing, eye and respiratory protection. | Do not eat, drink or smoke when using this product. | Wash thoroughly after handling. | If exposed, concerned or feeling unwell, immediately contact a health care provider. | If skin contact occurs, wash with soap and water. If allergic reaction occurs, seek medical attention. | If in eyes rinse cautiously with water for several minutes. Remove contact lenses if present and continue rinsing. | If swallowed rinse mouth. | Store locked up, in a dark, well ventilated area. Keep container tightly closed. | Dispose of contents and packaging in accordance with local, regional and federal legislation.

APPLICATION CHART:

CROP	APPLICATION RATE Rate	TIMING/FREQUENCY
General Crop	Apply as a foliar spray using 2.5L/Ha (1.0L/acre) with between 50-100L water per hectare (20-40L/acre) for ground and 30-60L of water per hectare (12-24L/acre) for aerial applications.	Apply at fungicide timing and allow a minimum of 3 weeks between applications.
Soybeans, Peas, Lentils and other pulse crops	Apply as a foliar spray using 2.5L/Ha (1.0L/acre) with between 50-100L water per hectare (20-40L/acre) for ground and 30-60L of water per hectare (12-24L/acre) for aerial applications.	Apply once at the pre-bloom 30% bloom stage.

LOT NUMBER:

Manufaced By: Higrocorp Inc., 605 Justus Dr., Kingston, Ontario K7M 4H5 | 613-384-8882
Derived From Registration Numbers: 2017096A et 20170684 Fertilizers Act

BIO-APP™ CAL BOOST (100% ORGANIC)

BIO-APP™

Description

EZ-Gro Cal Boost + Activators is a Highly mobile Organic calcium source with maximum absorption. Boron phloem mobile sugar chelate.

Guaranteed Minimum Analysis

Water-soluble calcium (Ca) 10.5%
Water-soluble boron (B) 0.7%
Complexing Agent Lignosulfonates 3%
Amino Acid Additive 2%
Density 1.34%
pH 2 – 2.5%

EZ-GRO

BIO-APP™ CAL BOOST (100% ORGANIC)

Biostimulant with Abiotic Plant Protection Technology.

GUARANTEED MINIMUM ANALYSIS

Water-soluble calcium(Ca) 10.5%
Water-soluble boron (B) 0.7%
Complexing Agent Lignosulfonates ... 3%
Amino Acid Additive 2%
Density 1.34
pH 2-2.5

EZ-Gro Cal Boost + Activators is a Highly mobile Organic calcium source with maximum absorption. Boron phloem mobile sugar chelate.

Plant Protection and Growth Enhancers

Calcium deficiency corrector:
Firmer fruit & Shelf Life | Better quality | Improved yields

Deficiency Prevention:
Tomato, Pepper, Watermelon, Cucumber, etc., Blossom End Rot | Peppers blossom and Root Rot | Apples bitter pit | lettuce, celery, cabbage Tip Burn or Necrosis | Cherries and plum, reduced pitting | blueberries green fruit drop | Pear Brown Skin

Delivery: Foliar, injector, drip, hydroponics, and surface irrigation

Application dose:
Foliage: 100 - 300 ml per 100 lt of water.
Citrus & Fruit Trees: Start applying first leaves or buds, repeat every 7-10days
Corn: 3-4 application starting at the beginning of bloom.
Vegetables: every week from the vegetative developments, fruit formation

Grape & olive: every 7-15 days from bloom to fruit development
Cotton: Before bloom, weekly until last bud
Soil Application:10-20L per ha, depending on the crop, the soil and the environment.

Fertigation; Vegetables and Cannabis: 3-6 L / Ha (every 7/14 days, from pre-flowering to the end of the cycle) citrus, fruit: 5-10 L / Ha (at least 4 applications. 1) Sprouting, 2) Pre-flowering, 3) Fruit set, 4) Swelling).

Injector: 2,000 to 3,000 ppm; Drip irrigation: 3-6L/ha
Surface: 4-8L/ha

Caution
This product contains boron and should only be used as recommended. It may prove harmful when misused. Do not apply within 21 days of harvest. Do not re-enter treated areas within 12 hours of foliar application. Do not combine with alkaline broths, phosphates, mineral oils, sulfur, other calcium, or copper products. When blending with other fertilizers it is recommended to perform a jar test for compatibility.

Caution Keep out of reach of children and animals:
This product contains soy. Adverse reactions may occur in sensitive persons. Causes serious skin burns and eye damage. May cause respiratory irritation. Wear protective gloves, clothing, eye and respiratory protection. Do not eat, drink or smoke when using this product. Avoid breathing fumes, use only in a well-ventilated location. Wash thoroughly after handling. Do not allow rinse water to contaminate streams, ponds and lakes, as water life may be enCautioned. For terrestrial uses, do not apply directly to water or to areas where surface water is present or to intertidal areas below the mean high water mark. Do not connect an irrigation system (including greenhouse systems) used for pesticide application to public water system. If exposed, concerned or feeling unwell, immediately contact a health care provider. If skin con-tact occurs, wash with soap and water. If allergic reaction occurs, seek medical attention. Wash contaminated clothing before re-use. If in eyes rinse cautiously with water for several minutes. Remove contact lenses if present and continue rinsing. If inhaled move person to fresh air and keep comfortable for breathing. Store locked up, in a dark, well ventilated area. Keep container tightly closed. Dispose of contents and packaging in accordance with local, regional and federal legislation.

LOT NUMBER:

Manufactured By: Higrocorp Inc., 605 Justus Dr., Kingston, Ontario K7M 4H5 | 613-384-8882
Derived from Registration Numbers: 2017101A & 2016047A Fertilizers Act

BIO-APP™ CAL BOOST + ACTIVATORS

BIO-APP™


EZ-GRO

BIO-APP™ CAL BOOST + ACTIVATORS

Biostimulant with Abiotic Plant Protection Technology.

GUARANTEED MINIMUM ANALYSIS

Water-soluble calcium (Ca).....8.2%
Water-soluble boron (B).....0.57%
Complexing Agent Lignosulfonates...3%
Amino Acid Additive 2%
Density 1.34
pH 1-2
Kinetin.....0.17% Salicylic acid ...0.054
Ascorbic acid.....0.054
Thiamine hydrochloride 0.054

EZ-Gro Cal Boost + Activators is a Highly mobile Organic calcium source with maximum absorption. Boron phloem mobile sugar chelate.

Plant Protection and Growth Enhancers

Calcium deficiency corrector:
Firmer fruit & Shelf Life | Better quality | Improved yields

Deficiency Prevention:
Tomato, Pepper, Watermelon, Cucumber, etc., Blossom End Rot | Peppers blossom and Root Rot | Apples bitter pit | lettuce, celery, cabbage Tip Burn or Necrosis | Cherries and plum, reduced pitting | blueberries green fruit drop | Pear Brown Skin

Delivery: Foliar, injector, drip, hydroponics, and surface irrigation

Application dose:
Foliage: 600ml/ha, 100-300ml/ 100 L of water.
Citrus & Stone Fruit Trees: 1st application pre-bloom 1.5L/ha, 100-300ml/100L. 2nd application petal fall 1.5L /ha 100-300ml/100, 3rd application 21 days after petal fall 1.5L/ha, 100-300ml/100.
Corn: 3-4 application starting at the beginning of bloom, 600ml/ha, 100-300ml/ 100 L of water.
Fruiting Vegetables (tomato, peppers, eggplant, etc.): Apply 600 ml/ha, 100-300ml/100L 14-21 days after emergence. 2nd application at 5-10% bloom, 600 ml/ha, 100-300ml/100L
Leafy Vegetables (Lettuce, Celery, Spinach, Swiss Chard): Apply 600 ml/ha, 100-300ml/100L 14-21 days after emergence. 2nd application mid-season.
Apples: 1st application full pink 290 ml/ha. 2nd application petal fall 290 ml/ha. 3rd application 21 days after petal fall 290 ml/ha. 4th application 50 days after petal fall 290 ml/ha
Grape & olive: 1st application leaf out/pre-bloom 600ml/ha, 100-300ml/ 100 L of water.,2nd application petal fall 1.5L/ha, 100-300ml/100L
Soil Application:10-20L per ha, depending on the crop, the soil and the environment.
Fertigation:vegetables: 3-6 L / Ha (every 7/14 days, from pre-flowering to the end of the cycle)
Citrus, fruit: 5-10 L / Ha (at least 4 applications. 1) Sprouting, 2) Pre-flowering, 3) Fruit set, 4) Swelling).
Injector: 2,000 to 3,000 ppm; Drip irrigation: 3-6L/ha Surface: 4-8L/ha

Caution This product contains boron and should only be used as recommended. It may prove harmful when misused. Do not combine with alkaline broths, phosphates, mineral oils, sulfur, other calcium, or copper products. When blending with other fertilizers it is recommended to perform a jar test for compatibility. Caution Keep out of reach of children and animals:
This product contains soy. Adverse reactions may occur in sensitive persons. Causes serious skin burns and eye damage. May cause respiratory irritation. Wear protective gloves, clothing, eye and respiratory protection. Do not eat, drink or smoke when using this product. Avoid breathing fumes, use only in a well-ventilated location. Wash thoroughly after handling. Do not allow rinse water to contaminate streams, ponds and lakes, as water life may be endangered. For terrestrial uses, do not apply directly to water or to areas where surface water is present or to intertidal areas below the mean high water mark. Do not connect an irrigation system (including greenhouse systems) used for pesticide application to public water system. If exposed, concerned or feeling unwell, immediately contact a health care provider. If skin con-tact occurs, wash with soap and water. If allergic reaction occurs, seek medical attention. Wash contaminated clothing before re-use. If in eyes rinse cautiously with water for several minutes. Remove contact lenses if present and continue rinsing. If inhaled move person to fresh air and keep comfortable for breathing. Store locked up, in a dark, well ventilated area. Keep container tighly closed. Dispose of contents and packaging in accordance with local, regional and federal legislation.

LOT NUMBER:

Manufactured By: Higrocorp Inc., 605 Justus Dr., Kingston, Ontario K7M 4H5 | 613-384-8882
Derived from Registration Numbers: 2017101A & 2016047A Fertilizers Act

Description

EZ-Gro Cal Boost + Activators is a Highly mobile Organic calcium source with maximum absorption. Boron phloem mobile sugar chelate.

Guaranteed Minimum Analysis

Water-soluble calcium (Ca) 8.2%
Water-soluble boron (B) 0.57%
Complexing Agent Lignosulfonates 3%
Amino Acid Additive 2%
Density 1.34%
pH 1-2%
Kinetin 0.17%
Salicylic acid 0.054%
Ascorbic acid 0.054%
Thiamine hydrochloride 0.054%

BIO-APP™ CHITOCYTO

BIO-APP™

EZ-GRO

BIO-APP™ CHITOCYTO

Biostimulant with Abiotic Plant Protection Technology.

GUARANTEED MINIMUM ANALYSIS

Chitosan.....3.0%
Cytokinin as kinetin.....0.22%
Salicylic acid.....0.075%
Ascorbic acid.....0.075%
Thiamine HCl.....0.075%

Contains biostimulants and plant growth regulators to help improve crop yields and reduce environmental stress. Contains biostimulants and plant growth regulators found in nature. Stimulates seedling and plant growth and may increase quality and yield. Helps to reduce transplant shock and increases root weight, and the number and size of flowers. Application Chart copy Primes's but application rate changes to 500ml/ha in all cases. Hydro change to 0.5ml/L throughout. Use K table and change to 400ml/ha. Turf change to 25ml/100m2. For greener darker growth. Protects against drought and environmental stress.

ATTENTION
Keep out of reach of children and animals

Do not apply within 21 days of harvest | Do not re-enter treated areas within 12 hours of foliar application | Causes serious skin burns and eye damage | May cause respiratory irritation | Wear protective gloves, clothing, eye and respiratory protection | Do not eat, drink or smoke when using this product | Avoid breathing fumes, use only in a well-ventilated location | Wash thoroughly after handling | Do not allow rinse water to contaminate streams, ponds and lakes, as water life may be endangered | For terrestrial uses, do not apply directly to water or to areas where surface water is present or to intertidal areas below the mean high water mark | Do not connect an irrigation system (including greenhouse systems) used for pesticide application to public water system | If exposed concerned or feeling unwell, contact a health care provider | If swallowed - rinse mouth | If on skin - wash with plenty of water. Take off contaminated clothing and wash it before reuse | If in eyes - rinse cautiously with water for several minutes. Remove contact lenses if present and easy to do. Continue rinsing | If inhaled – move person to fresh air and keep comfortable for breathing | Store locked up, tightly closed, in a dry, well-ventilated area. | Dispose of contents and packaging in accordance with local, regional, and federal requirements.

This product contains shellfish. Adverse reactions may occur in sensitive persons.

Foliar Application Chart:

CROP	APPLICATION RATE USE ENOUGH WATER FOR COVERAGE
Barley, Oats, Rye, Spring or Winter Wheat, Canola, Flaxseed, Mustard, Safflower, Sunflower and Corn	3-5 leaf stage rate 400 ml/ha
Legumes (Soybean, Beans, Lentils, Chickpeas, Peas)	3-5 leaf stage rate 400 ml/ha
Alfalfa, Clover, Hay	1st application 400 ml/ha at 3-5 leaf stage. 2nd application after cut.
Kale, Cabbage, Broccoli, Cauliflower, Brussel Sprouts	Apply 400 ml/ha 14-21 days after emergence. 2nd application at 5-10% bloom.
Fruiting Vegetables (Tomatoes, Peppers, Eggplant)	Apply 400 ml/ha 14-21 days after emergence. 2nd application at 5-10% bloom. 3rd small fruit stage
Cucumbers, Watermelon, Squash	Apply 400 ml/ha 14-21 days after emergence. 2nd application at 5-10% bloom.
Leafy Vegetables (Lettuce, Celery, Spinach, Swiss Chard)	Apply 400 ml/ha 14-21 days after emergence. 2nd application mid-season.
Sugar Beets	1st: 400 ml/ha 14 days after emergence. 2nd 2-3 weeks after the 1st during root development

continued on back

LOT NUMBER:

Manufactured By: Higrocorp Inc., 605 Justus Dr., Kingston, Ontario K7M 4H5 | 613-384-8882
Derived From Registration Numbers: 2017101A & 2017113A Fertilizers Act

Description

Contains biostimulants and plant growth regulators to help improve crop yields and reduce environmental stress. Contains biostimulants and plant growth regulators found in nature. Stimulates seedling and plant growth and may increase quality and yield. Helps to reduce transplant shock and increases root weight, and the number and size of flowers. Application Chart copy Primes's but application rate changes to 500ml/ha in all cases. Hydro change to 0.5ml/L throughout. Use K table and change to 400ml/ha. Turf change to 25ml/100m2. For greener darker growth. Protects against drought and environmental stress.

Guaranteed Minimum Analysis

Water-soluble calcium (Ca) 10.5%
Water-soluble boron (B) 0.7%
Complexing Agent Lignosulfonates 3%
Amino Acid Additive 2%
Density 1.34%
pH 2 – 2.5%

BIO-APP™ CHITOMAX

BIO-APP™

Guaranteed Minimum Analysis

Chitosan 2.9%
Cytokinin as kinetin 0.06%
Indolebutyric Acid 0.03%
Gibberellic Acid 0.022%
Salicylic acid 0.028%
Ascorbic acid 0.028%
Thiamine HCl 0.028%

EZ-GRO

BIO-APP™ CHITOMAX

Biostimulant with Abiotic Plant Protection Technology.

GUARANTEED MINIMUM ANALYSIS

Chitosan.....2.9%
Cytokinin as kinetin.....0.06%
Indolebutyric Acid.....0.03%
Gibberellic Acid.....0.022%
Salicylic acid.....0.028%
Ascorbic acid.....0.028%
Thiamine HCl.....0.028%

APPLICATION RATES AND DIRECTIONS:
SHAKE WELL BEFORE USE
SEED TREATMENT APPLICATION Rate:
150ml per 45 kg (100 lb) of seed.
Directions: Use with sufficient water to ensure uniform coverage. Use only approved dyes. Use higher water rates when conditions favour poor germination, such as cool soil temperatures or low germination type seeds. Recommend For: alfalfa, barley, cabbage, canola, carrots, cauliflower, celery, corn, cucumbers, dry beans, eggplant, lettuce, melons, oats, onions, peas, peppers, soybeans, spinach, squash, sugar beets, sunflowers, tomatoes, turf grass, and wheat.

ATTENTION
Keep out of reach of children and animals
May cause skin and eye irritation. | Wear dust mask, protective eyewear and gloves. | If skin contact occurs, wash with soap and water. | If allergic reaction occurs, seek medical attention. | If in eyes rinse with water for several minutes. Remove contact lenses if present and continue rinsing. | Store in tightly closed container, in a dry, well ventilated area. | Dispose of contents and packaging in accordance with local, regional and federal legislation.

LOT NUMBER:

Manufactured By: Higrocorp Inc., 605 Justus Dr., Kingston, Ontario K7M 4H5 | 613-384-8882
Derived From Registration Numbers: 20171134 & 2018162A Fertilizers Act

Field Application Rates:
If seed has been treated do not apply in-furrow treatment

CROP	BROADCAST FOLIAR	IN-SEED FURROW	FOLIAR SPRAY TIMING
Alfalfa	400ml/ha	N/A	1st: 3-5 leaf stage or sufficient re-growth. 2nd: after each cutting
Canola	400ml/ha	N/A	1st: rosette stage & bolting. 2nd: at 20% bloom
Soybeans, beans, lentils	400ml/ha	N/A	1st: 3-5 leaf stage. 2nd: at bloom stage
Corn	400ml/ha	1L/ha	1st: 3-5 leaf stage. 2nd: 8-11 leaf stage
Potatoes	400ml/ha	1L/ha	1st: tuber initiation. 2nd: onset of tuber bulking
Wheat, Barley, Oats, Rye*	400ml/ha	1L/ha	1st: prior to jointing. 2nd: at flat leaf stage

*Use only in-furrow or foliar application, not both

continued on back

FRUIT CROPS BROADCAST SPRAY RATES

CROP	BROADCAST FOLIAR	FOLIAR SPRAY TIMING
Apple & Stone Fruits	400ml/ha	1st: at first bloom. 2nd: at fruiting stage
Grapes	400ml/ha	1st: prior or at bloom stage. 2nd: at fruiting stage
Strawberries	400ml/ha	1st: at bloom stage. 2nd: 2 weeks after 1st application

BIO-APP™ CHITOPRIME

BIO-APP™

Description

Contains biostimulants and plant growth regulators to help improve crop yields and reduce environmental stress. Contains biostimulants and plant growth regulators found in nature. Stimulates seedling and plant growth and may increase quality and yield. Helps to reduce transplant shock and increases root weight, and the number and size of flowers.

Guaranteed Minimum Analysis

Chitosan 2.5%
Indolebutyric Acid 0.4%
Cytokinin as kinetin 0.1%
Salicylic acid 0.11%
Ascorbic acid 0.11%
Thiamine HCl 0.11%

EZ-GRO

BIO-APP™ CHITOPRIME

Biostimulant with Abiotic Plant Protection Technology.

GUARANTEED MINIMUM ANALYSIS

Chitosan.....2.5%
Indolebutyric Acid.....0.4%
Cytokinin as kinetin.....0.1%
Salicylic acid.....0.11%
Ascorbic acid.....0.11%
Thiamine HCl.....0.11%

Contains biostimulants and plant growth regulators to help improve crop yields and reduce environmental stress. Contains biostimulants and plant growth regulators found in nature. Stimulates seedling and plant growth and may increase quality and yield. Helps to reduce transplant shock and increases root weight, and the number and size of flowers.

ATTENTION
Keep out of reach of children and animals
This product contains soy. Adverse reactions may Do not apply within 21 days of harvest | Do not re-enter treated areas within 12 hours of foliar application | Causes serious skin burns and eye damage | May cause respiratory irritation | Wear protective gloves, clothing, eye and respiratory protection | Do not eat, drink or smoke when using this product | Avoid breathing fumes, use only in a well-ventilated location | Wash thoroughly after handling | Do not allow rinse water to contaminate streams, ponds and lakes, as water life may be endangered | For terrestrial uses, do not apply directly to water or to areas where surface water is present or to intertidal areas below the mean high water mark | Do not connect an irrigation system (including greenhouse systems) used for pesticide application to public water system | If exposed concerned or feeling unwell, contact a health care provider | If swallowed - rinse mouth | If on skin - wash with plenty of water. Take off contaminated clothing and wash it before reuse | If in eyes - rinse cautiously with water for several minutes. Remove contact lenses if present and easy to do. Continue rinsing | If inhaled - move person to fresh air and keep comfortable for breathing | Store locked

LOT NUMBER:

Manufactured By: Higrocorp Inc., 605 Justus Dr., Kingston, Ontario K7M 6H5 | 613-384-8882
Derived From Registration Numbers: 20171004 & 20171134 Fertilizers Act

CROP	APPLICATION RATE USE ENOUGH WATER FOR COVERAGE
Barley, Oats, Rye, Spring or Winter Wheat, Canola, Flaxseed, Mustard, Safflower, Sunflower and Corn	Single application during vegetative development.
Legumes (Soybean, Beans, Lentils, Chickpeas, Peas)	3-5 leaf stage rate 500 ml/ha
Alfalfa, Clover, Hay	1st application 500ml/ha at 3-5 leaf stage. 2nd application after cut.
Kale, Cabbage, Broccoli, Cauliflower, Brussel Sprouts	Apply 500 ml/ha 14-21 days after emergence. 2nd application at 5-10% bloom.
Fruiting Vegetables (Tomatoes, Peppers, Eggplant)	Apply 500 ml/ha 14-21 days after emergence. 2nd application at 5-10% bloom. 3rd small fruit stage
Cucumbers, Watermelon, Squash	Apply 500 ml/ha 14-21 days after emergence. 2nd application at 5-10% bloom.
Leafy Vegetables (Lettuce, Celery, Spinach, Swiss Chard)	Apply 500 ml/ha 14-21 days after emergence. 2nd application mid-season.
Sugar Beets	1st: 500 ml/ha 14 days after emergence. 2nd 2-3 weeks after the 1st during root development

continued on back

BIO-APP™ COPPER SECURE

BIO-APP™

Description

Copper Salicylic complex Biostimulant & Plant Protectorate
Reduces Abiotic Stress
- Primes a plants SAR metabolism producing vaccine like e ects
- Supplies copper micronutrient
- Complexed with salicylic acid
- Salicylic acid reduces environmental stresses

Guaranteed Minimum Analysis

Cu 5.0%
Salicylic Acid 1.0%



EZ-GRO

BIO-APP™ COPPER SECURE

Biostimulant with Abiotic Plant Protection Technology.

GUARANTEED MINIMUM ANALYSIS

Cu.....5.0%
Salicylic Acid 1.0%

Copper Salicylic complex
Biostimulant & Plant Protectorate
Reduces Abiotic Stress

- Primes a plants SAR metabolism producing vaccine like effects
- Supplies copper micronutrient
- Complexed with salicylic acid
- Salicylic acid reduces environmental stresses

ATTENTION
Keep out of reach of children and animals
Causes serious skin burns and eye damage. | May be harmful if swallowed. | Do not enter treated areas within four hours of foliar application. | Wear protective gloves, clothing, eye and respiratory protection. | Do not eat, drink or smoke when using this product. | Wash thoroughly after handling. | If exposed, concerned or feeling unwell, immediately contact a health care provider. | If skin con-tact occurs, wash with soap and water. If allergic reaction occurs, seek medical attention. | If in eyes rinse cautiously with water for several minutes. Remove contact lenses if present and continue rinsing. | If swallowed rinse mouth. | Store locked up, in a dark, well ventilated area. Keep container tightly closed. | Dispose of contents and packaging in accordance with local, regional and federal legislation.

APPLICATION CHART:

CROP	APPLICATION Rate ml/ha	TIMING/FREQUENCY
Fruit trees (Apples, Cherries, Peaches, Pears, Blueberries etc.	150-175ml/100L water	- Beginning of flowering - 15 days after beginning petal drop - 20 days before harvest
Vegetables Greenhouse & field (Tomatoes, Peppers, Eggplants, Cucumbers, Melons, Watermelons) etc.	Fertigation 5.0L/ha Foliar: 100 -125ml / 100 Liters of water	- 1 week after germination - Beginning of flowering - Small fruit stage
Leafy Vegetables, Bulb and Tuberous Vegetables (Onions, Garlic and Beets)		- 1 week after germination - Beginning of flowering/tuber formation - 30 days before harvest
Potatoes, Sweet Potato, Yams, Sugar Beet etc.		- 3-5 leaf stage - Beginning tuber initiation - 2 weeks after tuber formation
Wheat, Barley, Chickpeas, Lentils, Soy Beans, Corn		Tillering to flag leaf growth stages
Ornamentals		-Prior to flowering -At appearance of environmental stress
Cannabis (Foliar)		- 2 weeks prior to bud formation

Manufactured By: Higrocorp Inc., 605 Justus Dr., Kingston, Ontario K7M 4H5 | 613-384-8882
Derived From Registration Number: 2017070AFertilizers Act

BIO-APP™ CYTO-BETAINE WITH OSMOPROTECTANT

BIO-APP™

Description

Contains biostimulants and plant growth regulators to help improve crop yields and reduce environmental stress. Contains biostimulants and plant growth regulators found in nature. Stimulates seedling and plant growth and may increase quality and yield. Helps to reduce transplant shock and increases root weight, and the number and size of flowers. Glycine Betaine is a powerful osmo-protectant against drought

Guaranteed Minimum Analysis

Glycine Betaine 10%
Cytokinin as kinetin 0.10%
Salicylic acid 0.03%
Ascorbic acid 0.03%
Thiamine HCl 0.03%



EZ-GRO

BIO-APP™ CYTO-BETAINE WITH OSMOPROTECTANT

Biostimulant with Abiotic Plant Protection Technology.

GUARANTEED MINIMUM ANALYSIS

Glycine Betaine..... 10%
Cytokinin as kinetin..... 0.10%
Salicylic acid..... 0.03%
Ascorbic acid..... 0.03%
Thiamine HCl..... 0.03%

ATTENTION
Keep out of reach of children and animals
Do not apply within 21 days of harvest | Do not re-enter treated areas within 12 hours of foliar application | Causes serious skin burns and eye damage | May cause respiratory irritation | Wear protective gloves, clothing, eye and respiratory protection | Do not eat, drink or smoke when using this product | Avoid breathing fumes, use only in a well-ventilated location | Wash thoroughly after handling | Do not allow rinse water to contaminate streams, ponds and lakes, as water life may be endangered | For terrestrial uses, do not apply directly to water or to areas where surface water is present or to intertidal areas below the mean high water mark | Do not connect an irrigation system (including greenhouse systems) used for pesticide application to public water system | If exposed concerned or feeling unwell, contact a health care provider | If swallowed - rinse mouth | If on skin - wash with plenty of water. Take off contaminated clothing and wash it before reuse | If in eyes - rinse cautiously with water for several minutes. Remove contact lenses if present and easy to do. Continue rinsing | If inhaled - move person to fresh air and keep comfortable for breathing | Store locked up, tightly closed, in a dry, well-ventilated area. | Dispose of contents and packaging in accordance with local, regional, and federal requirements.

BIO-APP™ CYTO-BETAINE WITH OSMOPROTECTANT

Biostimulant with Abiotic Plant Protection Technology.

Contains biostimulants and plant growth regulators to help improve crop yields and reduce environmental stress. Contains biostimulants and plant growth regulators found in nature. Stimulates seedling and plant growth and may increase quality and yield. Helps to reduce transplant shock and increases root weight, and the number and size of flowers. Glycine Betaine is a powerful osmo-protectant against drought

Foliar Application Chart:

CROP	APPLICATION RATE USE ENOUGH WATER FOR COVERAGE
Barley, Oats, Rye, Spring or Winter Wheat, Canola, Flaxseed, Mustard, Safflower, Sunflower and Corn	3-5 leaf stage rate 500ml/ha
Legumes (Soybean, Beans, Lentils, Chickpeas, Peas)	3-5 leaf stage rate 500ml/ha
Alfalfa, Clover, Hay	1st application 500ml/ha at 3-5 leaf stage. 2nd application after cut.
Kale, Cabbage, Broccoli, Cauliflower, Brussel Sprouts	Apply 500ml/ha 14-21 days after emergence. 2nd application at 5-10% bloom.
Fruiting Vegetables (Tomatoes, Peppers, Eggplant)	Apply 500ml/ha 14-21 days after emergence. 2nd application at 5-10% bloom. 3rd small fruit stage
Cucumbers, Watermelon, Squash	Apply 500ml/ha 14-21 days after emergence. 2nd application at 5-10% bloom.
Leafy Vegetables (Lettuce, Celery, Spinach, Swiss Chard)	Apply 500ml/ha 14-21 days after emergence. 2nd application mid-season.
Sugar Beets	1st: 500ml/ha 14 days after emergence. 2nd 2-3 weeks after the 1st during root development

LOT NUMBER:

continued on back

Manufactured By: Higrocorp Inc., 605 Justus Dr., Kingston, Ontario K7M 4H5 | 613-384-8882
Derived From Registration Numbers: 2017083A & 2017101A Fertilizers Act

BIO-APP™ CYTO-BORO LIQUID BORON

BIO-APP™

EZ-GRO
BIO-APP™ CYTO-BORO LIQUID BORON
Biostimulant with Abiotic Plant Protection Technology.
GUARANTEED MINIMUM ANALYSIS
Boron.....8%
Kinetin.....0.093%
Salicylic acid.....0.03%
Ascorbic acid.....0.03%
Thiamine HCl.....0.03%
SOIL APPLICATION Apply alone, or as tank mix. Use sufficient agitation to insure proper mixing. Rates will vary from 5-15L/ha (2 to 8/L per acre), depending on local professional recommendation. Apply uniformly across field to prevent plant injury.
Foliar Application Rate:
Apply EZ-Gro Bio-APP Cyto-Boro 8% Liquid with enough water to thoroughly cover foliage. Early morning or late eve- ning applications give the best results. Boron is not translocated easily within the plant; therefore, multiple applications at lower rates throughout the season would be more effective.
Boron plays an essential role in the development and growth of new cells in the plant meristem, affecting terminal growth, flowering and fruit development. Boron is required for protein synthesis, pollination and reproduction. Contains biostimulants and plant growth regulators found in nature. Cyto-Boro stimulates seedling and plant growth and may increase quality and yield. EZ-Gro Bio-APP Cyto-Boro helps to reduce transplant shock and increases root weight, and the number and size of flowers. Prevents against environmental stress and allows plants to grow with less water. EZ-Gro Bio-APP Cyto-Boro's unique patent pending formulation allowing for greater boron uptake and mobility.
FOLIAR APPLICATION Because of the nature of Boron deficiencies (growing point disorders), EZ-Gro Bio-APP Cyto-Boro 8% should be applied in multiple applications, e.g., 2.5-5L/ha (1-2 L /acre) per application at 10-14 day intervals during the rapid growing and/or fruiting stage. Do not exceed 5L/ha (2L/acre) of EZ-Gro Bio-APP Cyto-Boro 8% in any one spray application. Application rates of Liquid Boron 10% are suggested for use on all crops where the application of a soluble source of Boron is necessary or would be advantageous. Specific recommendations should be made by a Certified Crop Advisor, Professional Agronomist, or Agricultural Extension Service.
CAUTION: This fertilizer contains boron and should be used only as recommended. It may prove harmful when misused. Precautionary Statements: Obtain special instructions before use. Do not handle until all safety precautions have been read and understood. Do not breathe mist or vapor. Wear eye/face protection and protective clothing. Do not eat, drink or smoke when using this product. Wash thoroughly after handling. First Aid: If in eyes: Rinse cautiously with water for several minutes. Remove contact lenses, if present and easy to do. Continue rinsing. If eye irritation persists, get medical attention. If exposed or concerned, get medical attention. Storage and Disposal: Do not contaminate water, food or feed by storage or disposal. Keep out of reach of children. Store locked up. Do not freeze. Dispose of contents/container in accordance with local regulations. / Prévention: Se procurer les instructions avant utilisation. Ne pas manipuler avant d'avoir lu et compris toutes les précautions de sécurité. Ne pas respirer les aérosols ou les vapeurs. Porter des gants de protection/ des vêtements de protection/un équipement de protection des yeux/du visage. Ne pas manger, boire ou fumer en manipulant ce produit. Se laver soigneusement après manipulation. Intervention: En cas de contact avec les yeux: Rincer avec précaution à l'eau pendant plusieurs minutes. Enlever les lentilles de contact si la victime en porte et si elles peuvent être facilement enlevées. Continuer à rincer. Si l'irritation oculaire persiste, consulter un médecin. En cas d'exposition prouvée ou suspectée, appeler un médecin. Stockage et Élimination: Ne pas contaminer l'eau, la alimentation ou le fourrage pour animaux lors du stockage et de l'élimination. Tenir hors de portée des enfants. Garder sous clef. Ne pas congeler. Éliminer le contenu/ récipient conformément aux réglementations locales.stockage et de l'élimination. Tenir hors de portée des enfants. Conserver à l'écart de matières incompatibles. Éliminer le contenu/récipient conformément aux réglementations locales.
Manufactured By: Higrocorp Inc., 605 Justus Dr., Kingston, Ontario K7M 4H5 | 613-384-8882
Derived from Registration Numbers: 2017101A & 2016047A Fertilizers Act

Description

Boron plays an essential role in the development and growth of new cells in the plant meristem, a' ecting terminal growth, flowering and fruit development. Boron is required for protein synthesis, pollination and reproduction. Contains biostimulants and plant growth regulators found in nature. Boro-K stimulates seedling and plant growth and may increase quality and yield. EZ-Gro Bio-APP Boro-K helps to reduce transplant shock and increases root weight, and the number and size of flowers. Prevents against environmental stress and allows plants to grow with less water. EZ-Gro Boro-K's unique patent pending formulation allowing for greater boron uptake and mobility.

Guaranteed Minimum Analysis

Boron 8%
Kinetin 0.093%
Salicylic acid 0.03%
Ascorbic acid 0.03%
Thiamine HCl 0.03%

BIO-APP™ FE-SP TURF & FIELD WITH OSMOREGULATION

BIO-APP™


EZ-GRO
BIO-APP™ FE-SP TURF & FIELD WITH OSMOREGULATION
Biostimulant with Abiotic Plant Protection Technology.
GUARANTEED MINIMUM ANALYSIS
Fe.....6.0%
Amino acids.....50%
Betaine.....39%
Monosilicic acid 0.42%
Salicylic acid.....0.1%
FOR BEST RESULTS: foliar applications of EZ-Gro Iron (Fe) 6% 10-0-0 should be made in early morning or late evening. Some foliar burning can result if applied during hot, dry, daytime conditions. The recommended rates have been extremely successful for foliar usage, though phytotoxic symptoms may occasionally occur on sensitive crops. Consult your local agronomist for additional information on rates, timing of application and sensitivity of varieties or hybrids to phytotoxicity.
EZ-Gro Iron (Fe) 6% 10-0-0 is an Amino Acid, Chelated Micronutrient and Biostimulant, and is intended for use as a plant nutrient supplement for the correction of Iron deficiencies as determined by soil and/or tissue analysis. It may be used on all agricultural, horticultural and ornamental crops that require and respond to Iron nutritional supplements. EZ-Gro Iron (Fe) 6% 10-0-0 may be applied directly to the soil as a powder, through drip or injection systems, or by foliar application through conventional, low-volume, or aerial sprayers. It may be formulated into NPK fertilizers as a source of Iron, and is compatible with a wide range of fertilizer materials, pesticides, herbicides and fungicides.
MIXING INSTRUCTIONS: When making solutions of this product for soil or foliar application, DO NOT premix with water. Add this product directly to water in the solution tank, slowly and under good agitation. Continue stirring for several minutes until fully dissolved. If tank mixing with other agricultural chemicals, add this product first and allow to dissolve before adding other chemicals.
DIRECTIONS FOR USE
SOIL APPLICATION Apply to soil around plants as a powder, liquid spray, liquid injection, or through drip irrigation. When applied as a powder, this product must be watered in within 4 hours of treatment. Soil injections should be no more than three feet apart.
FOLIAR APPLICATION DO NOT apply this product when the crop is under water stress. Application after irrigation or rainfall is best. Spraying should be carried out on a calm day but not during strong sunshine. Early morning or late afternoon applications are best. If rainfall occurs within 3-4 hours after application, it may be necessary to re-spray in 3 to 4 days. If EZ-Gro Iron (Fe) 6% 10-0-0 is to be applied alone, a non-ionic wetting agent should be added to the spray tank in accordance with the manufacturer's direction. If the product is to be applied in conjunction with other chemicals which may contain their own wetting agent, then additional wetting agents may not be necessary. If using in conjunction with a hormone type selective weed killer, consult the manufacturer of the herbicide regarding the effect of wetting agents on their product. DO NOT apply to trees bearing mature fruit until you have determined that this product will not damage or mark the fruit in any way. Turf 2-lkg/ha as required, or onset of water or environmental stress, 4-5 application as required.
RATES

DEFICIENCY LEVEL	KG/ HECTARE / YEAR
Maintenance	0.5 to 1
Moderate Deficiency	1 to 1.5
Severe Deficiency	1.5 to 2

** Or as determined by tissue analysis.
ATTENTION | Keep out of reach of children and animals
This fertilizer contains iron and should be used only as recommended. It may prove harmful when misused. | Product contains soy. Adverse reactions may occur in sensitive persons. | Harmful if swallowed. | Causes skin irritation. | Causes serious eye irritation. | Wear protective clothing, gloves, a NIOSH/OSHA approved respirator, and eye protection during product mixing and handling. | Do not eat, drink or smoke while using this product. | Wash thoroughly after handling. If swallowed rinse mouth. Immediately contact a health care provider. | If in eyes, rinse thoroughly with water. Remove contact lenses if present and continue rinsing. If skin contact occurs, remove contaminated clothing and wash with soap and water. If allergic reaction occurs, seek medical attention. Wash clothing before reuse. Store locked up in original container. Dispose of contents and container in accordance with local, regional and federal regulations.
LOT NUMBER:
Manufactured By: Higrocorp Inc., 605 Justus Dr., Kingston, Ontario K7M 4H5 | 613-384-8882

Description

EZ-Gro Iron (Fe) 6% 10-0-0 is an Amino Acid, Chelated Micronutrient and Biostimulant, and is intended for use as a plant nutrient supplement for the correction of Iron deficiencies as determined by soil and/or tissue analysis. It may be used on all agricultural, horticultural and ornamental crops that require and respond to Iron nutritional supplements. EZ-Gro Iron (Fe) 6% 10-0-0 may be applied directly to the soil as a powder, through drip or injection systems, or by foliar application through conventional, low-volume, or aerial sprayers. It may be formulated into NPK fertilizers as a source of Iron, and is compatible with a wide range of fertilizer materials, pesticides, herbicides and fungicides.

Guaranteed Minimum Analysis

Fe 6.0%
Amino acids 50%
Betaine 39%
Monosilicic acid 0.42%
Salicylic acid 0.1%

BIO-APP™ GA3 PRIME

BIO-APP™

Description

EZ-Gro GA3 Prime contains gibberellic acid (GA), a very potent plant growth regulator whose natural occurrence in plants controls their development. GA promotes plant and flower growth. Applications of very low concentrations can have a profound effect while too much will have the opposite effect. Excessive application rates may result in undesirable stem elongation. Do not use more than the recommended rates. Do not mix more than required at time of application. Evaluate the effects of EZ-Gro GA3 Prime on a small number of plants prior to application on a widespread basis.

Guaranteed Minimum Analysis

Gibberellic Acid 5.0%
Indolebutyric Acid 0.7%
Cytokinin as Kinetin 0.175%
Salicylic Acid 0.2%
Ascorbic Acid 0.2%
Thiamine 0.2%

EZ-GRO
BIO-APP™ GA3 PRIME
Biostimulants with Abiotic Plant Protection Technology
GUARANTEED MINIMUM ANALYSIS
Gibberellic Acid.....5.0%
Indolebutyric Acid.....0.7%
Cytokinin as Kinetin.....0.175%
Salicylic Acid.....0.2%
Ascorbic Acid.....0.2%
Thiamine.....0.2%
DIRECTIONS OF USE: SHAKE WELL BEFORE USE
LOT NUMBER:
Manufactured By: Higrocorp Inc., 605 Justus Dr., Kingston, Ontario K7M 4H5 | 613-384-8882
Registration Number 2017100A & 2018121A Fertilizers Act

BIO-APP™ POWER BLEND FA

BIO-APP™

Description

Fulvic acid enhances uptake of nutrients and strong chelator. Betaine is an osmo-protectant that in plants is involved in osmoregulation and water balance. Promotes growth under stressed conditions. Kelp Extract contains organic polymers and natural pgrs that provide growth stimulation. AminoGro is a wide spectrum amino acid natural nitrogen source that primes a plants metabolism. Monosilicic acid is a plant strengthener inducing a sturdier plant along with abiotic plant protection. Salicylic acid is a naturally occurring pgr that enhances resistance to drought, environmental stress, hardiness and primes a plants SAR metabolism.

Guaranteed Minimum Analysis

Betaine 24.5%
Kelp Extract 24.5%
Fulvic acid 24.5%
AminoGro 24.5%
Monosilicic acid 1.5%
Salicylic acid 0.35%

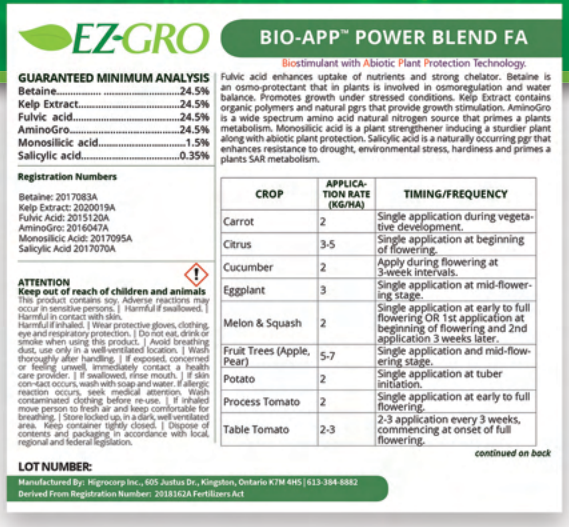
EZ-GRO
BIO-APP™ POWER BLEND FA
Biostimulant with Abiotic Plant Protection Technology.
GUARANTEED MINIMUM ANALYSIS
Betaine.....24.5%
Kelp Extract.....24.5%
Fulvic acid.....24.5%
AminoGro.....24.5%
Monosilicic acid.....1.5%
Salicylic acid.....0.35%
Registration Numbers
Betaine: 2017083A
Kelp Extract: 2020019A
Fulvic Acid: 2015120A
AminoGro: 2016047A
Monosilicic Acid: 2017095A
Salicylic Acid 2017070A
ATTENTION
Keep out of reach of children and animals
LOT NUMBER:
Manufactured By: Higrocorp Inc., 605 Justus Dr., Kingston, Ontario K7M 4H5 | 613-384-8882
Derived From Registration Number: 2018162A Fertilizers Act

CROP	APPLICATION RATE (KG/HA)	TIMING/FREQUENCY
Carrot	2	Single application during vegetative development.
Citrus	3-5	Single application at beginning of flowering.
Cucumber	2	Apply during flowering at 3-week intervals.
Eggplant	3	Single application at mid-flowering stage.
Melon & Squash	2	Single application at early to full flowering OR 1st application at beginning of flowering and 2nd application 3 weeks later.
Fruit Trees (Apple, Pear)	5-7	Single application and mid-flowering stage.
Potato	2	Single application at tuber initiation.
Process Tomato	2	Single application at early to full flowering.
Table Tomato	2-3	2-3 application every 3 weeks, commencing at onset of full flowering.

BIO-APP™ SA/SIL (FIELD)

BIO-APP™

Description

EZ-Gro SA/SIL Field Primes a plants SAR metabolism producing a vaccine like effects. Monosilicic acid is a plant strengthener inducing a sturdier plant along with abiotic plant protection. Salicylic acid is a naturally occurring pgr that enhances resistance to drought, environmental stress, hardiness.

Guaranteed Minimum Analysis

Monosilicic Acid 14.0%
Salicylic Acid 6.0%

EZ-GRO

BIO-APP™ SA/SIL (FIELD)

Biostimulant with Abiotic Plant Protection Technology.

GUARANTEED MINIMUM ANALYSIS
Monosilicic Acid 14.0%
Salicylic Acid 6.0%

EZ-Gro SA/SIL Field Primes a plants SAR metabolism producing a vaccine like effects. Monosilicic acid is a plant strengthener inducing a sturdier plant along with abiotic plant protection. -Salicylic acid is a naturally occurring pgr that enhances resistance to drought, environmental stress, hardiness.

ATTENTION
Keep out of reach of children and animals
Causes serious skin burns and eye damage. | May be harmful if swallowed. | Do not enter treated areas within four hours of foliar application. | Wear protective gloves, clothing, eye and respiratory protection. | Do not eat, drink or smoke when using this product. | Wash thoroughly after handling. | If exposed, concerned or feeling unwell, immediately contact a health care provider. | If skin con-tact occurs, wash with soap and water. If allergic reaction occurs, seek medical attention. | If in eyes rinse cautiously with water for several minutes. Remove contact lenses if present and continue rinsing. | If swallowed rinse mouth. | Store locked up, in a dark, well ventilated area. Keep container tightly closed. | Dispose of contents and packaging in accordance with local, regional and federal legislation.

APPLICATION CHART:

CROP	APPLICATION Rate	TIMING/FREQUENCY
Nursery Stock (Containerized and field grown): deciduous and Evergreen trees, annuals, perennials, herbs, and vegetables	300ml/ha	Apply every 30 days or as needed commencing at transplant or 3-5 leaf stage.
Fruits and Berries: plums, apricots, cherry, peach, blueberries, blackberries, raspberries, strawberries	300ml/ha	3-4 applications commencing at 75% petal drop and repeating with 21-28 day intervals
Apples and Pears		3-4 applications commencing at 50% flowering and repeating with 21 day intervals
Fruiting vegetables: tomatoes, peppers, beans, peas, onions		First application prior to fruit set and repeat after 2 weeks
Lettuce, cauliflower, cabbage, Chinese cabbage		First application at 3-5 leaf stage and repeat after 2 weeks
Potatoes		First application at tuber initiation and repeat after 2 weeks
Cucurbits: pumpkins, squash, melons, cucumbers		First application at flowering and repeat after 21 days
Grapes: table and wine		Apply every 4-6 weeks commencing once plants begin to grow
Herbs: basil, chives, coriander, dill, parsley, sage		Apply every 4-6 weeks commencing once plants begin to grow
Field crops: barley, corn, oats, soybean, sugar beet, wheat		After plants reach the 3-5 leaf stage. Use with sufficient water to cover.
Grasses grown for seed, sod, pasture, forage, alfalfa		Apply when 2-4" tall. Use with sufficient water to cover.

LOT NUMBER:

Manufactured By: Higrocorp Inc., 605 Justus Dr., Kingston, Ontario K7M 4H5 | 613-384-8882
Derived From Registration Numbers: 20170968 & 20170698 Fertilizers Act

BIO-APP™ SA/SIL (TURF)

BIO-APP™

Description

EZ-Gro SA/SIL Turf Monosilicic acid is a plant strengthener inducing a sturdier plant along with abiotic plant protection. Salicylic Acid is a plant growth regulator that increases a plants response to abiotic stress. Salicylic Acid will promote growth and chlorophyll content.

Guaranteed Minimum Analysis

Monosilicic Acid 14.0%
Salicylic Acid 0.6%



EZ-GRO

BIO-APP™ SA/SIL (TURF)

Biostimulant with Abiotic Plant Protection Technology.

GUARANTEED MINIMUM ANALYSIS
Monosilicic Acid 14.0%
Salicylic Acid 0.6%

EZ-Gro SA/SIL Turf Monosilicic acid is a plant strengthener inducing a sturdier plant along with abiotic plant protection. Salicylic Acid is a plant growth regulator that increases a plants response to abiotic stress. Salicylic Acid will promote growth and chlorophyll content.

ATTENTION
Keep out of reach of children and animals
Causes serious skin burns and eye damage. | May be harmful if swallowed. | Do not enter treated areas within four hours of foliar application. | Wear protective gloves, clothing, eye and respiratory protection. | Do not eat, drink or smoke when using this product. | Wash thoroughly after handling. | If exposed, concerned or feeling unwell, immediately contact a health care provider. | If skin con-tact occurs, wash with soap and water. If allergic reaction occurs, seek medical attention. | If in eyes rinse cautiously with water for several minutes. Remove contact lenses if present and continue rinsing. | If swallowed rinse mouth. | Store locked up, in a dark, well ventilated area. Keep container tightly closed. | Dispose of contents and packaging in accordance with local, regional and federal legislation.

Key Benefits:
- Silicon in plants helps strengthen cell wall tissues and is found in epidermal cells.
- In grasses, silicon appears in intracellular bodies such as silica cells of the epidermis of leaf surfaces, located along the midrib of the blades.
- Reduced water loss during periods of dry weather.
- Increased ball roll and green speed.
- Improves uniform cutting and appearance of turf, especially in stadia situations.
- Silicon helps lift the leaf blade to allow a cleaner cut with dwarf perennial rye species.
- Can be used as part of an integrated programme to help prevent leaf spot by hardening of the cell walls.
- Assists in removal on Annual Meadow-grass seed heads.
- During seeding an application of silicon lifts the seed head allowing better collection by regular mowing or verti-cutting.
- Allows better cutting of uneven spring growth.
- Promotes lush growth in heavy traffi c areas.
- New unique product specifi cally formulated for turf

APPLICATION CHART:

CROP	APPLICATION RATE Rate	TIMING/FREQUENCY
Greens, Tees and Fine Turf	Apply 25-50ml of SA/SIL with 8-10L of water per 100sqm (1000 sq.ft) 2-5L to 600-1000L water/ha (1-3L to 250-400L of water/acre)	Apply every 10-14 days throughout the growing season to increase wear tolerance and improve ball speed.
Fairways, Roughs, Sports Turf and Lawns	Apply 25-50ml of SA/SIL with 8-10L of water per 100sqm (1000 sq.ft) 2-5L to 600-1000L water/ha (1-3L to 250-400L of water/acre)	Apply once or twice per month throughout the growing season.

LOT NUMBER:

Manufactured By: Higrocorp Inc., 605 Justus Dr., Kingston, Ontario K7M 4H5 | 613-384-8882
Derived From Registration Numbers: 20170968 et 20170698 Fertilizers Act

FIELD CROP PROGRAMS

Cereal Crops

For each stage, choose one of:

Pre-Seed	**Humic Acid 0-0-5** 2-5 kg/ha		**Bio-APP Power Blend FA** 2-5 kg/ha
Seed, Starter & In Furrow	**Max** In Furrow: 300ml/ha (125ml/acre)	**Sprout** Add to starter or UAN: 250-500ml/1000L	**Accelerator L/A or S/A** Seed Treatment: 200ml per 25kg seed
	Bio-APP Power Blend FA Add to starter or UAN: 1kg/1000L		**SA-L 10%** Add to starter or UAN: 250-500ml/1000L
Tillering	**Prime** Foliar spray: 175ml/ha at 3-8 leaf stage		**Bio-APP Betaine Prime** Foliar Spray: 500ml/ha
	Armour-P Foliar Spray: 100ml/ha - Can be mixed with other treatments to increase stem thickness and prevent lodging at the Tillering stage.		
Flag Leaf / Boot	**Cyto** Foliar Spray: 110ml/ha		**Bio-APP Cyto-Betaine** Foliar Spray: 500ml/ha

Other options

Environmental Protection	**Ez-Gro Betaine**	**Ez-Gro Secure**	**Ez-Gro BR**
Deficiency Correction	**Bio-APP Cyto-Boro**	**BIO-APP Cal-Boost + Activator**	**Amino Acid Chelates (B, Ca, Cu, Fe, Mg, Mn, Zn)**
Adjuvants	**SSP**		**Yucca**

Cucurbit

For each stage, choose one of:

Pre-Seed	**Humic Acid 0-0-5** 2-5 kg/ha		**Bio-APP Power Blend FA** 2-5 kg/ha
Seed Treatment & In Furrow	**5-15-5 RTC** Drip Irrigation: 3-5ml/L water	**Sprout** Foliar Spray: 1ml/L water	**Accelerator L/A or S/A** Seed Treatment: 200ml per 25kg seed
Growth (3-5 Leaf)	**Prime** Foliar Spray: 175ml/ha		**Betaine-Prime** Foliar Spray: 500ml/ha
Flowering	**BR** Foliar Spray: 50ml/h		**Max** Foliar Spray: 115ml/ha
Small Fruit	**Cyto** Foliar Spray: 110ml/ha (2 applications)		**Bio-APP Cyto-Betaine** Foliar Spray: 500ml/ha (2 applications)

Other options

Environmental Protection	**Ez-Gro Betaine**	**Ez-Gro Secure**	**Ez-Gro BR**
Deficiency Correction	**Bio-APP Cyto-Boro**	**BIO-APP Cal-Boost + Activator**	**Amino Acid Chelates (B, Ca, Cu, Fe, Mg, Mn, Zn)**
Adjuvants	**SSP**		**Yucca**

Fruit Tree

For each stage, choose one of:

30 Days before Bud Break	**Bio-APP BR** 3L/MT (30-40 days)	**Humic Acid 0-0-5** 2-5 kg/ha	**Bio-APP Power Blend FA** 2-5 kg/ha
Bud Break	**Max** Foliar Spray: 115ml/L	**Bio-APP Betaine MAx** Foliar Spray: 115ml/L	
Full Bloom	**Aminogro** 2-3kg/ha		
Fruit Development	**GA3** Foliar Spray: 1L/ha	**Cyto** Foliar Spray: 500ml/h	**Bio-APP GA3 Prime** Foliar Spray: 1L/ha
Pre Harvest	**Betaine** 2-3kg/ha	**Bio-APP Cal-Boost** Foliar Spray: 100-300ml/100L (Apply every 7-10 days)	
Post Harvest	**Bio-APP Power Blend FA** 3-5kg/ha		

Other options

Specialized Program	**GRAPES** **GA3** 0.25-0.5L/ha (At Bud Break or Full Bloom)	**CHERRIES** **Bio-APP GA3 Prime** 0.5L/ha (At Fruit Development)	
Environmental Protection	**Ez-Gro Betaine**	**Ez-Gro Secure**	**Ez-Gro BR**
Deficiency Correction	**Bio-APP Cyto-Boro**	**BIO-APP Cal-Boost + Activator**	**Amino Acid Chelates (B, Ca, Cu, Fe, Mg, Mn, Zn)**
Adjuvants	**SSP**	**Yucca**	

Greenhouse & Field Vegetable - Groups 8 - 10

For each stage, choose one of:

Pre-Seed	**Humic Acid 0-0-5** 2-5 kg/ha		**Bio-APP Power Blend FA** 2-5 kg/ha
Transplant / Seedling	**5-15-5 RTC** Drip Irrigation: 3-5ml/L water	**Sprout** Foliar Spray: 1ml/L water	**Accelerator L/A or S/A** Seed Treatment: 200ml per 25kg seed
Growth (6-8 Leaf)	**Prime** Foliar Spray: 175ml/ha		**Betaine-Prime** Foliar Spray: 500ml/ha
Flowering	**BR** Foliar Spray: 50ml/h		**Max** Foliar Spray: 115ml/ha
Small Fruit	**Cyto** Foliar Spray: 110ml/ha (2 applications)		**Bio-APP Cyto-Betaine** Foliar Spray: 500ml/ha (2 applications)

Other options

Blossom End Rot & Root Rot Prevention	**Bio-APP Cal-Boost (Organic)**		**Bio-APP Cal-Boost + Activator**
Environmental Protection	**Ez-Gro Betaine**	**Ez-Gro Secure**	**Ez-Gro BR**
Deficiency Correction	**Bio-APP Cyto-Boro**	**BIO-APP Cal-Boost + Activator**	**Amino Acid Chelates (B, Ca, Cu, Fe, Mg, Mn, Zn)**
Adjuvants	**SSP**		**Yucca**

Leafy Vegetables & Brassica

For each stage, choose one of:

Pre-Seed	**Humic Acid 0-0-5** 2-5 kg/ha		**Bio-APP Power Blend FA** 2-5 kg/ha
Transplant / Seedling	**5-15-5 RTC** Drip Irrigation: 3-5ml/L water	**Sprout** Foliar Spray: 1ml/L water	**Accelerator L/A or S/A** Seed Treatment: 200ml per 25kg seed
Beginning of Head Development	**Cyto** Foliar Spray: 110ml/ha		**Bio-APP Cyto-Betaine** Foliar Spray: 500ml/ha
50% of Head Development	**Max** Foliar Spray: 110ml/ha		**Bio-APP Betaine Max** Foliar Spray: 500ml/ha

Other options

Environmental Protection	**Ez-Gro Betaine**	**Ez-Gro Secure**	**Ez-Gro BR**
Deficiency Correction	**Bio-APP Cyto-Boro**	**BIO-APP Cal-Boost + Activator**	**Amino Acid Chelates (B, Ca, Cu, Fe, Mg, Mn, Zn)**
Adjuvants	**SSP**		**Yucca**

Oil Seeds & Pulse Crops

For each stage, choose one of:

Pre-Seed	**Humic Acid 0-0-5** 2-5 kg/ha		**Bio-APP Power Blend FA** 2-5 kg/ha
Seed, Starter & In Furrow	**Max** In Furrow: 300ml/ha (125ml/acre)		**Accelerator L/A or S/A** Seed Treatment: 200ml per 25kg seeds
	Sprout Add to starter or UAN: 250-500ml/1000L	**SA-L 10%** Add to starter or UAN: 250-500ml/1000L	**Bio-APP Power Blend FA** Add to starter or UAN: 1kg/1000L
Stem Elongation	**Prime** Foliar Spray: 175ml/ha at 3-8 leaf stage		**Bio-APP Betaine Prime** Foliar Spray: 500ml/ha
	Armour-P Foliar Spray: 100ml/ha Can be mixed with other treatments to increase stem thickness and prevent lodging		
Flowering	**Cyto** Foliar Spray: 110ml/ha		**Bio-APP Cyto-Betaine** Foliar Spray: 500ml/ha

Other options

Environmental Protection	**Ez-Gro Betaine**	**Ez-Gro Secure**	**Ez-Gro BR**
Deficiency Correction	**Bio-APP Cyto-Boro**	**BIO-APP Cal-Boost + Activator**	**Amino Acid Chelates (B, Ca, Cu, Fe, Mg, Mn, Zn)**
Adjuvants	**SSP**		**Yucca**

Root & Tuber Vegetables

For each stage, choose one of:

Pre-Seed	**Humic Acid 0-0-5** 2-5 kg/ha	**Bio-APP Power Blend FA** 2-5 kg/ha
Seed Initiation (Potatoes Only)	**GA3** Spray or soak prior to planting: 10ml/L	**Bio-APP GA3 Prime** Spray or soak prior to planting: 10ml/L
Emergence	**Sprout** Foliar Spray: 1ml/L (2 applications)	**Bio-APP SA/SIL** Foliar Spray: 300ml/ha
Root / Tuber Initiation	**Max** Foliar Spray: 150ml/ha	**Bio-APP Betaine Max** Foliar Spray: 500ml/ha
Root / Tuber Bulking	**Cyto** Foliar Spray: 200ml/ha	**Bio-APP Cyto-Betaine** Foliar Spray: 500-1000ml/ha

Other options

Environmental Protection	**Ez-Gro Betaine**	**Ez-Gro Secure**	**Ez-Gro BR**
Deficiency Correction	**Bio-APP Cyto-Boro**	**BIO-APP Cal-Boost + Activator**	**Amino Acid Chelates (B, Ca, Cu, Fe, Mg, Mn, Zn)**
Adjuvants	**SSP**	**Yucca**	

www.ez-gro.com
1-877-544-4769